

[Home](#) > [Apps](#) > [HitPaw VoicePea: The Only AI Voice Changer You Need](#)

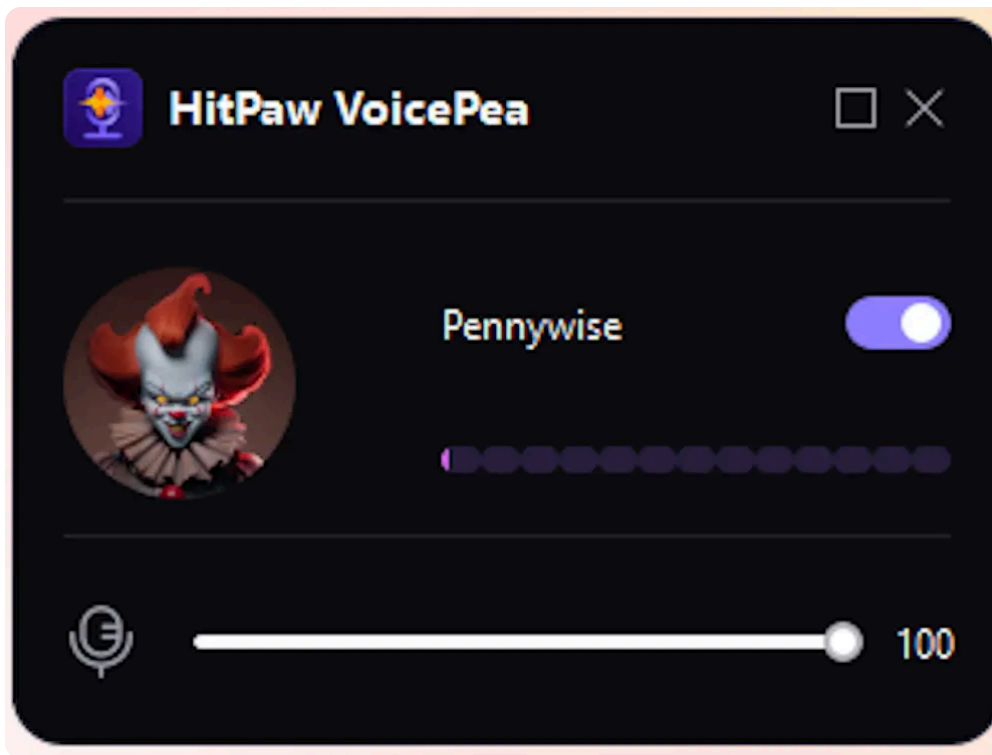
HitPaw VoicePea: The Only AI Voice Changer You Need

Whether you are someone trying to prank their friends, or just trying to get some funny gameplay clips, a voice changer can come in handy. While a few Android OEMs let you change your voice via dedicated game modes, it's harder to do so on Windows or Mac. That's probably why you are here, frantically looking for the best voice changer to use. Well, congratulations, your search ends here as the HitPaw VoicePea is a literal game changer.

HitPaw VoicePea: Best Features to Meet All Your Needs

This is not a regular run-off-the-mill voice changer and brings a ton of AI-backed voice-changing features to the table. When testing it, we came across a bunch of standout features that made this app an absolute win for us. So, we have handpicked the best of the lot, and here's a quick rundown:

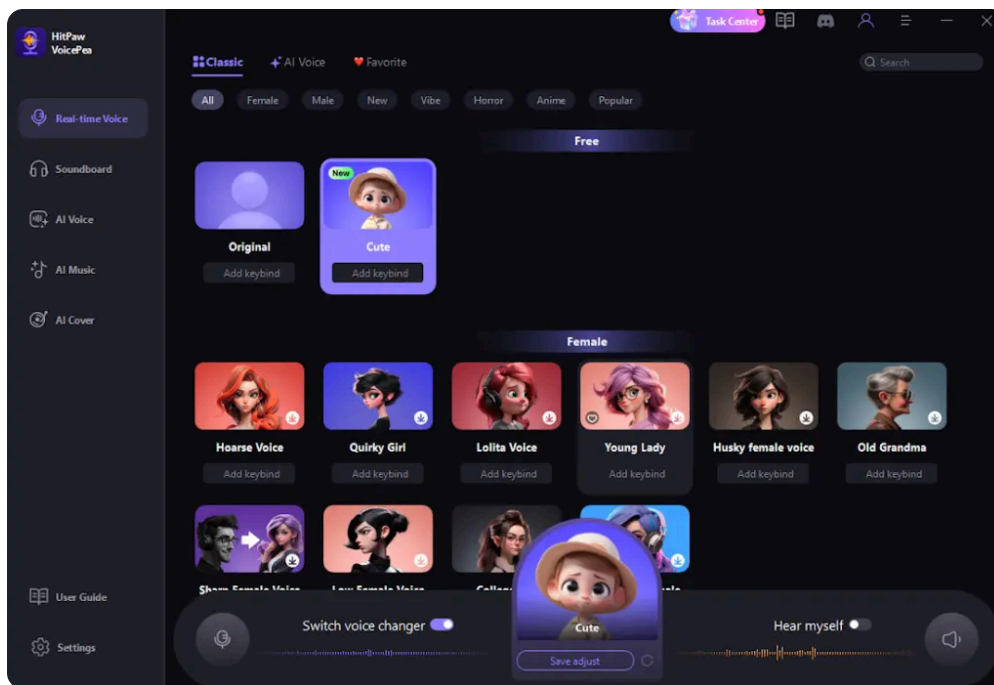
1. Real-Time Voice Changing



What makes the HitPaw VoicePea so hassle-free is the fact that you don't have to constantly toggle it on and off. Once you turn it on, it will automatically change your voice in real time. From live calls to recordings and even video streaming, the voice changer doesn't leave your side unless you choose to get rid of it.

Besides, the software can appear in a pop-up view when you minimize it, letting you keep it in check constantly, and easily. You can also set your microphone volume through this pop-up view.

2. Powerful Voice-Changing AI Models



While the free version only lets you use a single voice-changing effect which changes randomly, the Standard and Pro versions unlock a world of effects and AI voice-modulating wizardry. From Mario and Minions to Bane or even a Transformer, there are many effects to choose from. They are also nicely categorized in the software UI, making it easier for you to find them. The AI voice-changing models are as follows:

- Female
- Male
- Vibe
- Horror
- Anime
- Popular

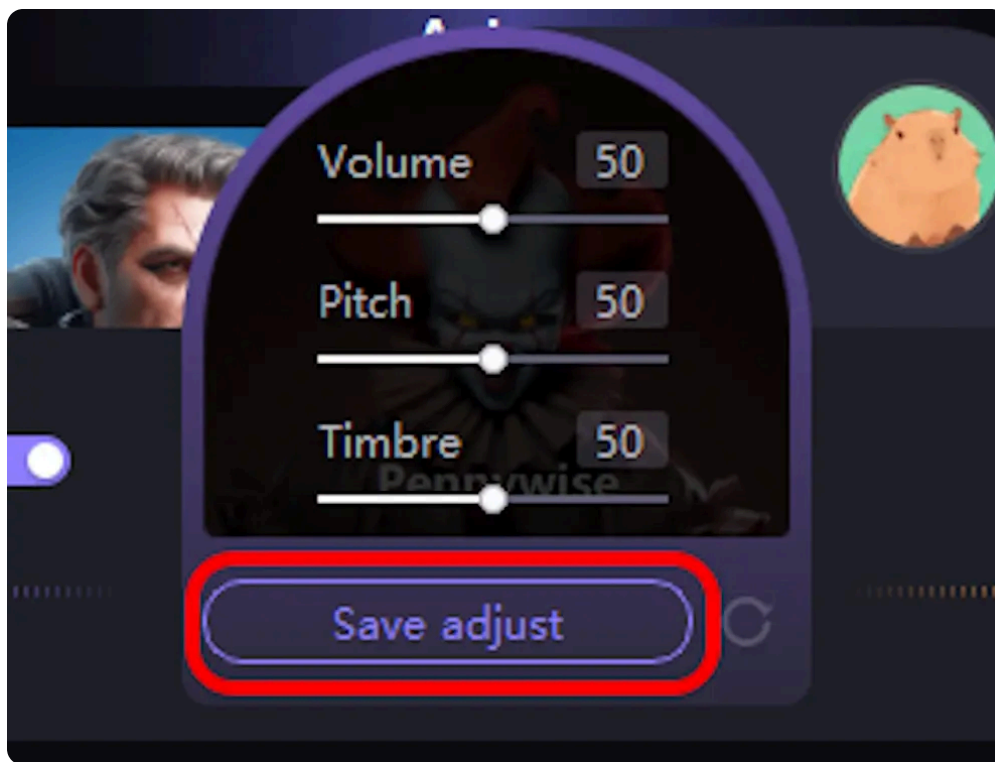
The top-of-the-line Pro paid tier unlocks a bunch of other cool character and celebrity AI voices too, which is great. To give you an idea, you can sound like Lady Gaga, Selena Gomez, Master Shifu, or even Cristiano Ronaldo. The possibilities are endless with this one. However, what makes HitPaw VoicePea all the more viable is that it's constantly updated with new AI voice effects.

During our testing itself, the software got two updates, suggesting how actively it's evolving to enhance user experience. For example, the last

update added two new AI voice-changing models to help you sound like Po (from Kung Fu Panda) and Pengsoo (from Giant Peng TV). So, you're basically never running out of things to do with the software, thanks to these popular and beloved characters that you can cosplay, vocally.

Most importantly, there's no latency lag and folks on the other side get to hear your modulated voice, as you say it in real time. So, as soon as you quickly download a voice model, you can get right to sounding like it. This comes in very handy during streams where you just can't afford the delay.

3. Easy and Real-Time Modulation



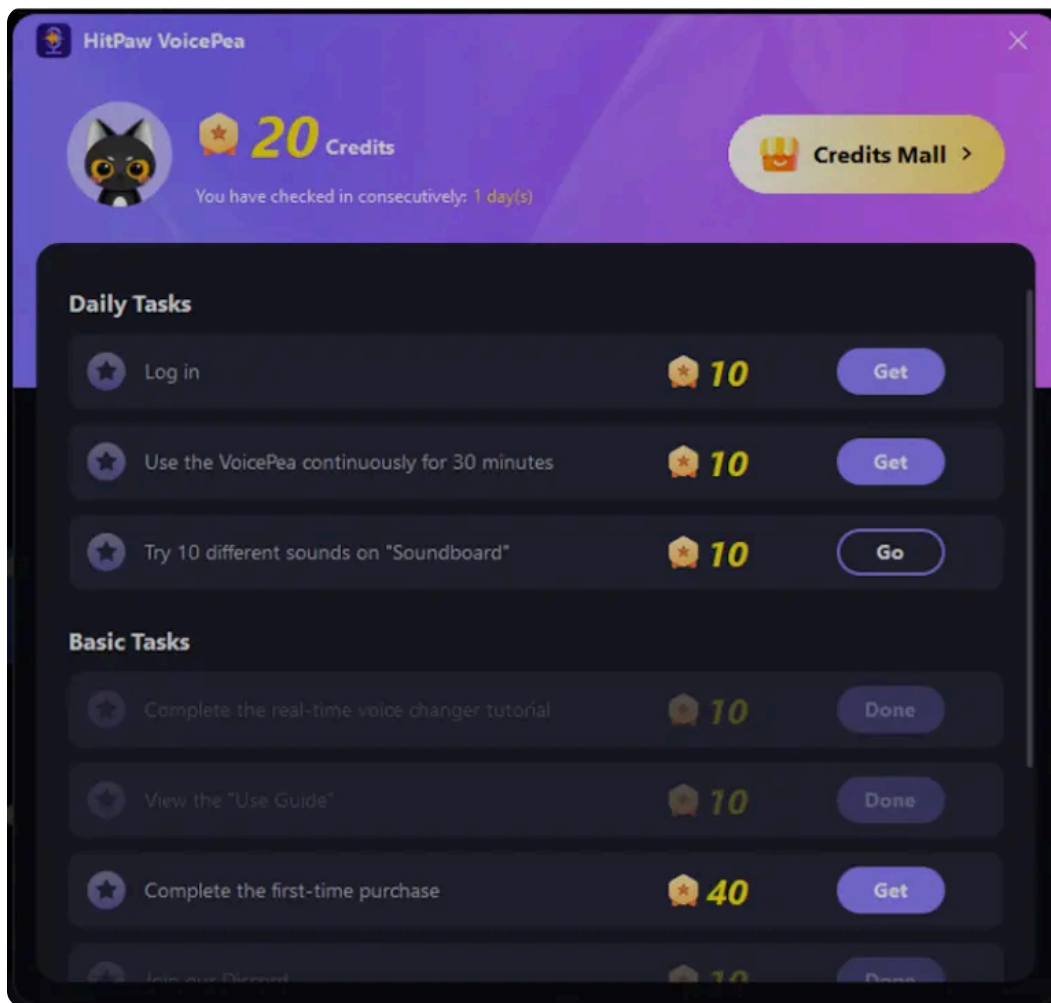
In addition to the innumerable AI voice-changing effects, HitPaw VoicePea lets you customize the Volume, Pitch, and Timbre of each of these AI voices, letting you personalize them to the core and get the most desired result.

So, if you want a very customizable voice changer, these options are a good touch. Most importantly, you don't have to restart the tool when customizing the effects. The customizations happen in real-time, keeping all sorts of disruptions at bay.

4. Multi-Platform Compatibility

When you use software and tools like this, a lot of times they glitch out solely due to incompatibility with platforms. Thankfully, HitPaw is available on Windows as well as macOS. Moreover, the HitPaw AI Voice Changer works with any and every platform you use it with. We tried Slack, Discord, Google Meet, and the like, and the voice changer worked very well with all of them.

5. Credits Mall



HitPaw VoicePea V2.0.0 introduces the Credits Mall, offering users extra benefits and free access to popular sound effects. The “Task Center” includes “Daily Tasks” and “Basic Tasks.” Daily Tasks can be completed each day to earn credits. By completing tasks in the Task Center, users earn credits that can be redeemed in the Credits Mall for their favorite sound effects.

The Credit Mall will be shown only to 'Free Trial' and standard license users, helping them explore more voice effects. It will not be available to Pro license users.

6. Other Useful Features

In addition to it all, HitPaw VoicePea has a bunch of other features that you should know about. Here's a quick rundown:

- **Soundboard**

HitPaw Soundboard offers a variety of fun sound effects, including farts, cat sounds, and Mario themes, all of which can be customized with shortcut keys to enhance your streams on Discord, Twitch, YouTube, and more without interruption.

- **File-Based AI Voice**

This feature allows users upload audio or video files and effortlessly transform them into the voice of any character or celebrity, delivering a natural and realistic sound experience with flawless results.

- **AI Music Generator**

HitPaw AI Music Generator is a versatile tool that supports text-to-music creation and genre transformation. Users can easily create music by typing in text, upload their own audio or video files, or even paste YouTube links to generate new music tracks. Additionally, it offers a wide range of music themes and styles, ensuring users can find the perfect match for their needs.

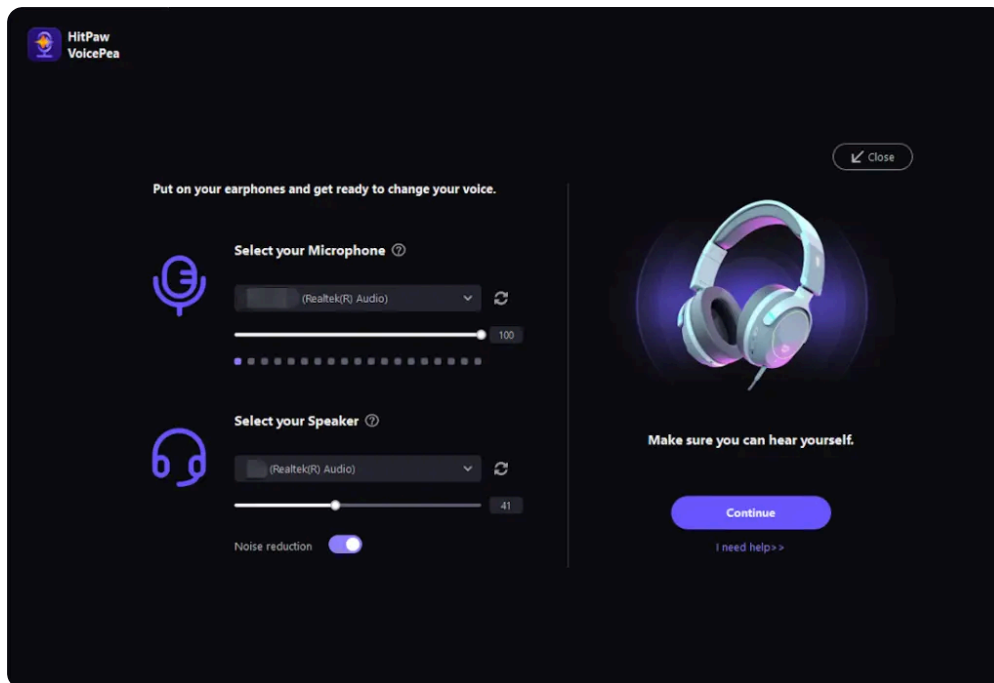
- **AI Song Cover**

HitPaw AI Cover uses advanced algorithms and artist models to convert songs into your favorite singers' voices. Import files or paste YouTube links to transform vocals easily.

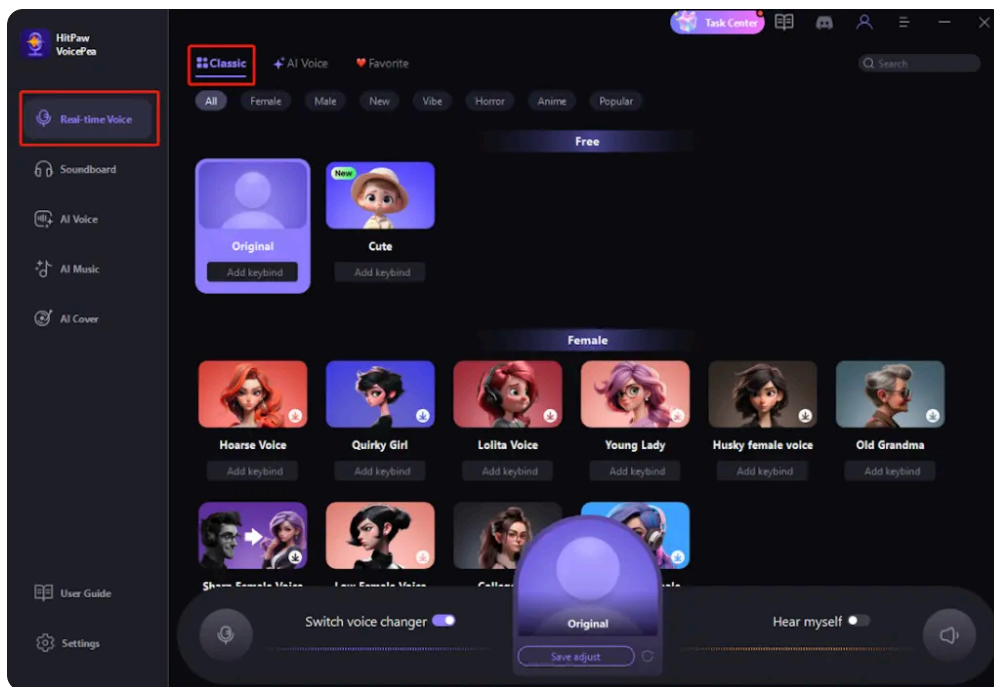
How to Use HitPaw VoicePea for Real-Time Voice Changing

Using the software on your computer is rather easy. First, you will need to install the HitPaw VoicePea ([download](#)). Once that's done, follow these steps:

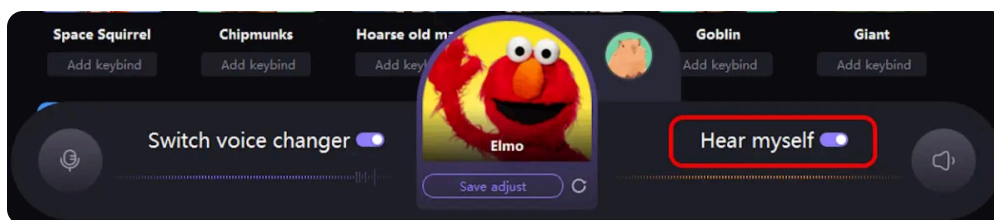
- First, **plug in your headphones** for a better experience.
- Then, open the software and right off the bat, you will be asked to set up your Microphone and Speaker volume. Once that's done, hit Continue.
- Toggling on Noise reduction helps, as we noticed during our testing. So, we suggest you turn it on from the get-go.



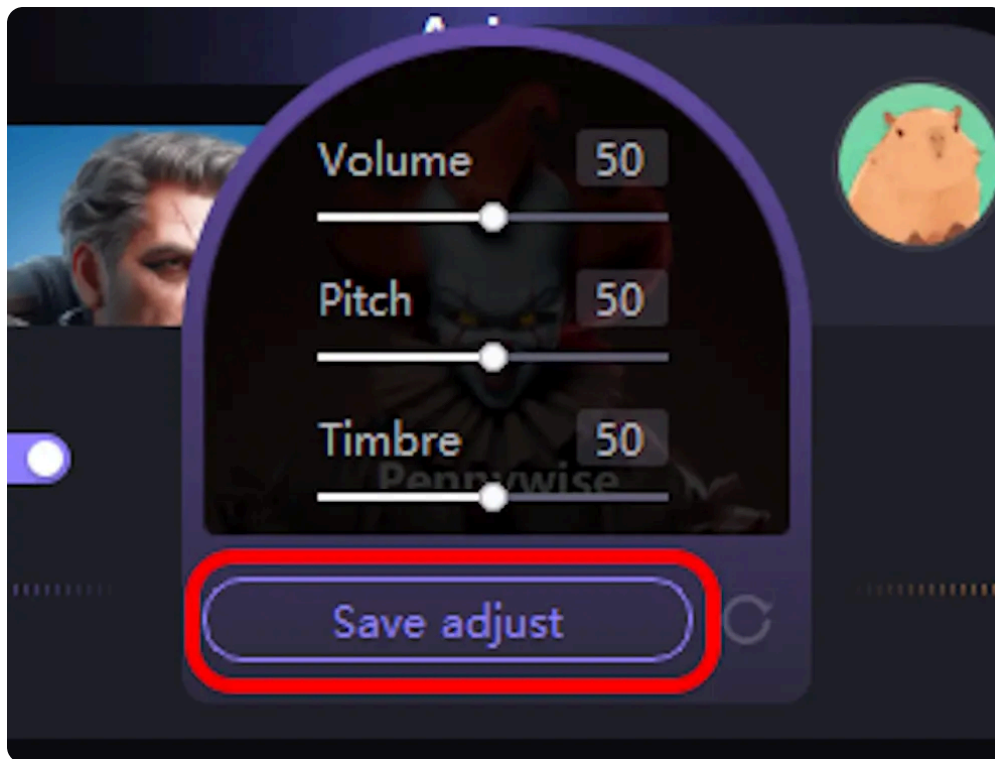
- Next, from the **Real-time Voice** section in the left pane, open the “**Classic**” tab on the right. Then, click any of the voice-changing effects that are available to you (depending on whether you are using the free or paid plan).



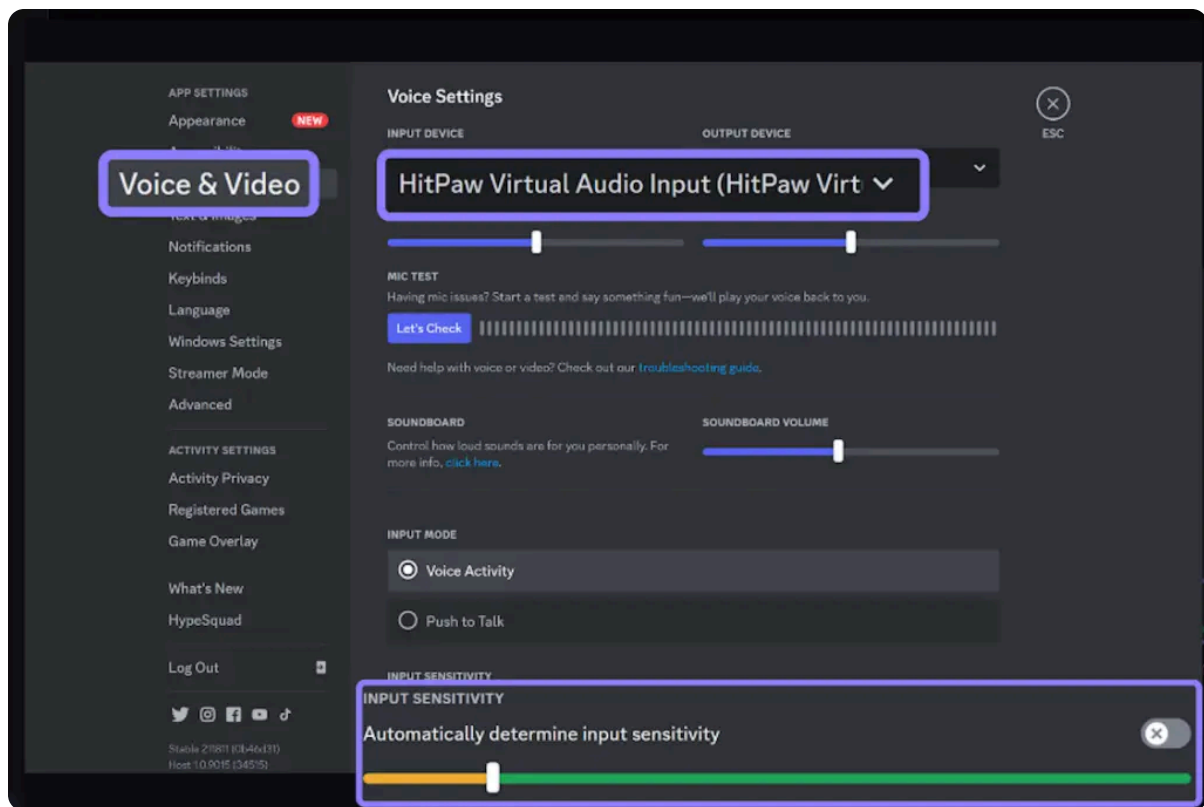
- As soon as you click on an effect, it gets activated. Toggle on the **Hear myself** setting at the bottom right to test it out yourself before going live with it anywhere. Don't worry, when the Hear myself setting is turned on, others can't hear your changed voice.



- Now, in between the Switch voice changer and Hear myself options, you will find the **effects panel**. Drag your mouse and hover over it to reveal the customization settings.
- Here, modify the **Volume**, **Pitch**, **Timbre**, and hit Save adjust accordingly to get the desired result.



- Once done, you can minimize the software and it will appear in a pop-up view, which you can drag and place anywhere, or get rid of it as easily.
- However, to activate the voice changer in an app like OBS or Discord, set your microphone setting to **HitPaw Virtual Audio Input**. For example, on Discord, head into Settings -> Voice & Video to find the respective settings:



Similarly, you can do so on other platforms. With that out of the way, let's take a look at the supported platforms and pricing of HitPaw VoicePea!

HitPaw VoicePea: Supported Platforms and Pricing

The HitPaw VoicePea is available for Windows and macOS. As for pricing, there are three paid tiers for the software – Standard, Pro, and Business. Here's what you get out of the tiers:

Standard

- \$0.33/day, Billed monthly at \$9.95
- \$0.08/day, Billed yearly at \$29.95
- Lifetime access at \$49.95

Pro

- \$0.53/day, Billed monthly at \$15.95
- \$0.11/day, Billed yearly at \$39.95

- Lifetime access at \$65.95

Business

- 1-Year License, 5 PCs, at \$109.95
- 1-Year License, 10 PCs, at \$229.95
- 1-Year License, 100 PCs, at \$559.95

HitPaw VoicePea: Pros and Cons

With that being said, here's a quick overview of the pros and cons of the HitPaw VoicePea:

Pros

Paid tier offers tons of voice changing effects

Beginner-friendly software

Real-time voice customization

AI Music Generator with the paid tier is awesome

Cons

Only one free voice in the free version

Paid tier offers tons of voice-changing effects



HitPaw VoicePea: Real-Time Voice Effects Made Simple

The bottom line is, with not many feature-packed voice changers being available out there for PCs, the HitPaw VoicePea is certainly a highly efficient software packed with features.

If you don't want to stick to that one free voice, you can consider upgrading to the Standard tier. It's worth it, and if you want just a voice changer, it's the best option and will keep you sorted. However, if you want more AI magic out of it, the Pro tier is the way to go.

With that being said, we hope this tool comes in handy for you in pranking your friends in Discord calls or randoms in multiplayer games. Once you try out the HitPaw VoicePea, let us know in the comments how it worked for you!

[Download HitPaw VoicePea](#)

 Comments 0 

 Load More



Beebom is one of the leading consumer technology websites aimed at helping people understand and use technology in a better way.

- [About Us](#)
- [Careers](#)
- [Get in touch](#)
- [Advertise](#)
- [Privacy Policy](#)
- [Editorial Guidelines](#)



© Beebom Media Private Limited