

We use big data to help marketers see exactly where to spend their time and money to maximize the reach and effectiveness of their content marketing.



COMPETITIVE BENCHMARKING

Improving and optimizing your social media starts with understanding your performance relative to your competitors and your industry. We define industry-standard metrics and provide you with deep insights that help you benchmark yourself against your competitors in performance, best practices, and audience loyalty.



AUDIENCE ENGAGEMENT INSIGHTS

We place our audience data at the center of our social media metrics so we can provide you with deep insights into your audience such as psychographics, demographics, cross platform behaviors and de-duplicated counts.



ACTIONABLE BEST PRACTICES

At Shareablee, we have developed proprietary technology that unpacks content best practices – so we're not just telling you how you performed, we're also shedding light on why your brand performed the way it did (and what your competitors know, that you don't). In this way, you gain valuable intelligence about what steps you need to take in order to continue improving results.

Want to know how your brand stacks up against the competition? Please contact us today at info@shareablee.com or visit shareablee.com

Facebook
Media Solution Partner



EContent
Trendsetting Products 2015



The Unilever Foundry 2015













Official Social Media Partner



TOP 10 UK PUBLISHERS BY TOTAL VIDEO ACTIONS: AUGUST 2016

Based on Total Video Actions (likes, comments, shares and retweets on video content)

Sources:   

RANK	PUBLISHER		TOTAL VIDEO ACTIONS	SHAREABILITY	UNIQUE ENGAGED AUDIENCE	TOTAL ACTIONS
1	 UNILAD	UNILAD	61,927,712	26,560,316	26,895,275	90,328,190
2	 The LADbible	The LAD Bible	53,885,787	17,781,108	20,853,043	97,421,893
3	 Daily Mail	Daily Mail	17,456,264	7,074,230	7,982,395	18,703,840
4	 BBC NEWS	BBC News	3,995,936	1,221,942	3,925,824	12,181,006
5	 Channel 4 News	Channel 4 News	3,472,155	2,141,180	2,106,080	3,504,896
6	 INDEPENDENT	The Independent	1,090,476	1,562,225	2,478,120	5,561,320
7	 helloU	helloU	1,055,213	811,711	2,316,656	4,761,514
8	 bleacher report	Bleacher Report	1,005,373	555,379	1,143,685	8,687,312
9	 The Telegraph	The Telegraph	901,227	658,406	875,230	2,371,262
10	 Mpora	Mpora	752,208	432,880	777,932	1,131,818