



**KNOWLEDGECITY LMS**  
learning made easy

# Learning Management System



KnowledgeCity®  
Online Video Training

Business Skills | Computer Software | Safety | Compliance | Finance



Click Here to Set Up Your LMS



- + Create User
- + New Course List
- + Add Group
- Reports

Home

Welcome to KnowledgeCity Admin Tool

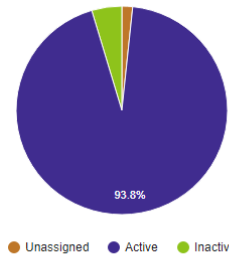
- User List
- Courses Feedback
- Group Manager
- License Manager
- Course List Manager
- Assign lists to users
- Curriculum
- Generated Reports
- Import Users
- LMS Admins
- Classes
- Courses
- Category Manager

### GROUP STATISTICS

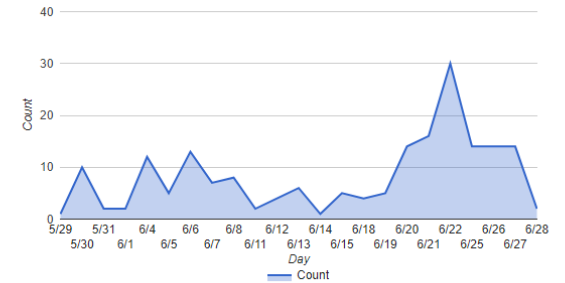
Select Group

#	Item	Count
1	Total licenses	2500
2	Total licensed users	2032
3	Total licenses available	467
4	Total licenses expired	0
5	Total courses viewed	3924
6	Total courses passed	1927
7	Total courses in progress	10740
8	Total number of active users	1937
9	Total number of inactive users	95

### LICENSE USAGE

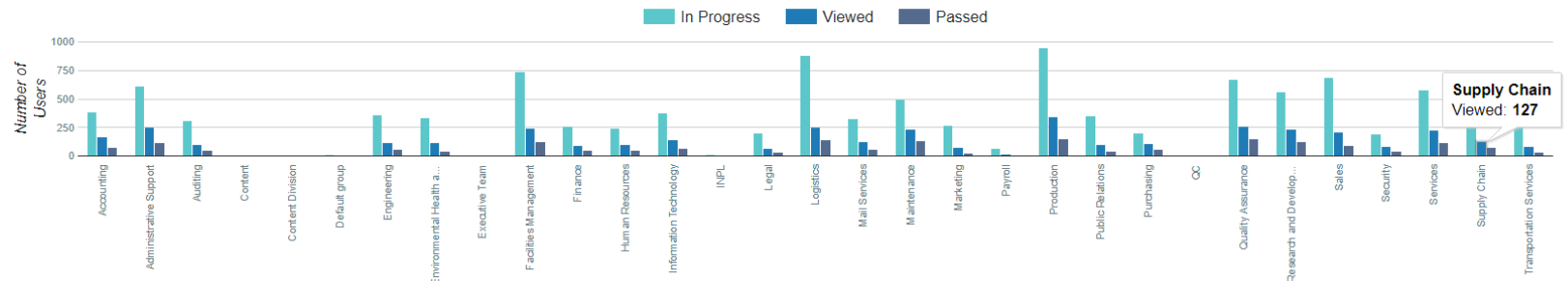


### LOGINS PER DAY(LAST 30 DAYS)



### PROGRESS: ALL GROUPS

Hide empty building chart



Help





- Home
- User List
- Courses Feedback
- Group Manager
- License Manager
- Course List Manager
- Assign lists to users
- Curriculum
- Generated Reports
- Import Users
- LMS Admins
- Classes
- Courses
- Help

### KnowledgeCity Admin Tools - Account Settings

**ACCOUNT SETTINGS**

General settings	Company	<input type="text" value="KnowledgeCity Demo"/>	?
Password settings	Auto complete	<input type="text"/>	?
Certificate settings	Assigned courses blocks	<input type="checkbox"/>	?
Lesson playback settings	access		

- demo2
- Account Settings**
- Portal Settings
- Properties settings
- Forms settings
- Log Out


Adjust your account settings including:  
general, password, certificate and  
lesson playback options



### KnowledgeCity Admin Tools - Portal Settings

**PORTAL SETTINGS**

- General settings
- APP settings
- Additional settings
- Mail settings

Portal name	<input type="text" value="Demo Portal"/>	?
Portal title	Course Library	<input type="button" value="Edit"/> ?
Portal subtitle	Choose from hundreds of courses in Business Skills, Computer Software and Safety Compliance	<input type="button" value="Edit"/> ?
Logo portal	<input type="button" value="Edit"/>	 ?
Favicon Portal	<input type="button" value="Edit"/>	?
Portal Certificate Preview	<input type="button" value="Edit"/>	?

demo2

- Account Settings
- Portal Settings**
- Properties settings
- Forms settings
- 

↑  
Customize your portal settings including:  
colors and uploading your brand's logo

### KnowledgeCity Admin Tools - Addition Properties

**Name Property**

<input type="text" value="name"/>	<input type="button" value="Add"/>
test property	<input type="button" value="Edit"/>

- demo2
- Account Settings
- Portal Settings
- Properties settings**
- Forms settings
- Log Out

↑  
Add custom fields that can be used in the user's profile form in the LMS and portal.

### KnowledgeCity Admin Tools - Form Settings

#### FORM SETTINGS

Request access

LMS user profile

Portal user profile

First login

Field on Form	Field in LMS	Required	Editable	Action
<input type="text" value="label"/>	<input type="text" value="Select property"/>			<input type="button" value="Add"/>
First Name	First name:	<input checked="" type="checkbox"/>	<input type="checkbox"/>	Remove
Last Name	Last name:	<input checked="" type="checkbox"/>	<input type="checkbox"/>	Remove
Company	Company	<input type="checkbox"/>	<input type="checkbox"/>	Remove
Position	Position	<input type="checkbox"/>	<input type="checkbox"/>	Remove
Department	Department	<input type="checkbox"/>	<input type="checkbox"/>	Remove
Employee ID number	Employee ID	<input checked="" type="checkbox"/>	<input type="checkbox"/>	Remove
Email Address	Email	<input checked="" type="checkbox"/>	<input type="checkbox"/>	Remove
Phone Number	Phone Number	<input type="checkbox"/>	<input type="checkbox"/>	Remove
Location	Center	<input type="checkbox"/>	<input checked="" type="checkbox"/>	Remove

demo2

Account Settings

Portal Settings

Properties settings

**Forms settings**

Log Out

Edit the form fields that are displayed in forms within your LMS.



View License, Course, and User Information

Welcome to KnowledgeCity Admin Tool

View License Usage Percentages

View User Logins for the Last 30 Days



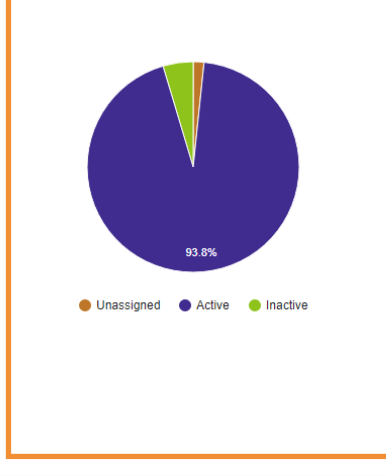
- Home
- User List
- Courses Feedback
- Group Manager
- License Manager
- Course List Manager
- Assign lists to users
- Curriculum
- Generated Reports
- Import Users
- LMS Admins
- Classes
- Courses
- Category Manager

GROUP STATISTICS

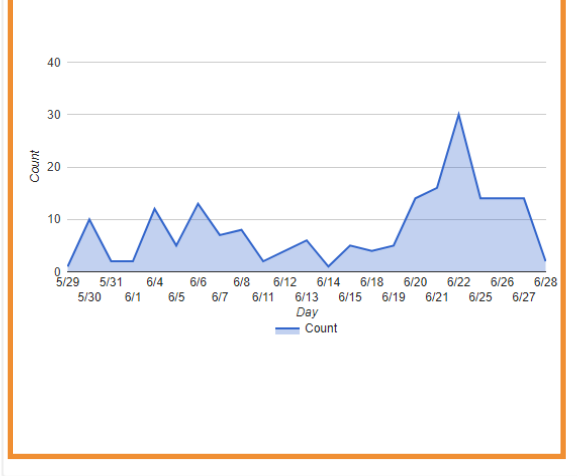
Select Group

#	Item	Count
1	Total licenses	2500
2	Total licensed users	2032
3	Total licenses available	467
4	Total licenses expired	0
5	Total courses viewed	3924
6	Total courses passed	1927
7	Total courses in progress	10740
8	Total number of active users	1937
9	Total number of inactive users	95

LICENSE USAGE

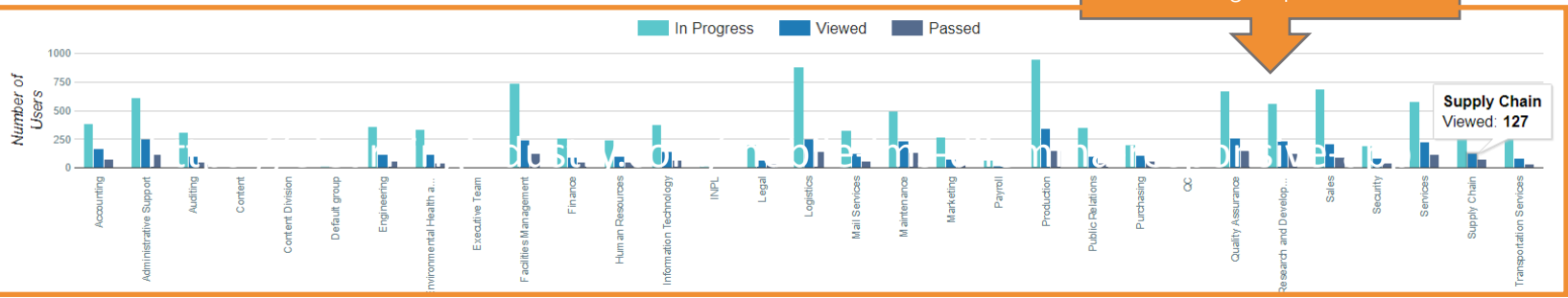


LOGINS PER DAY(LAST 30 DAYS)

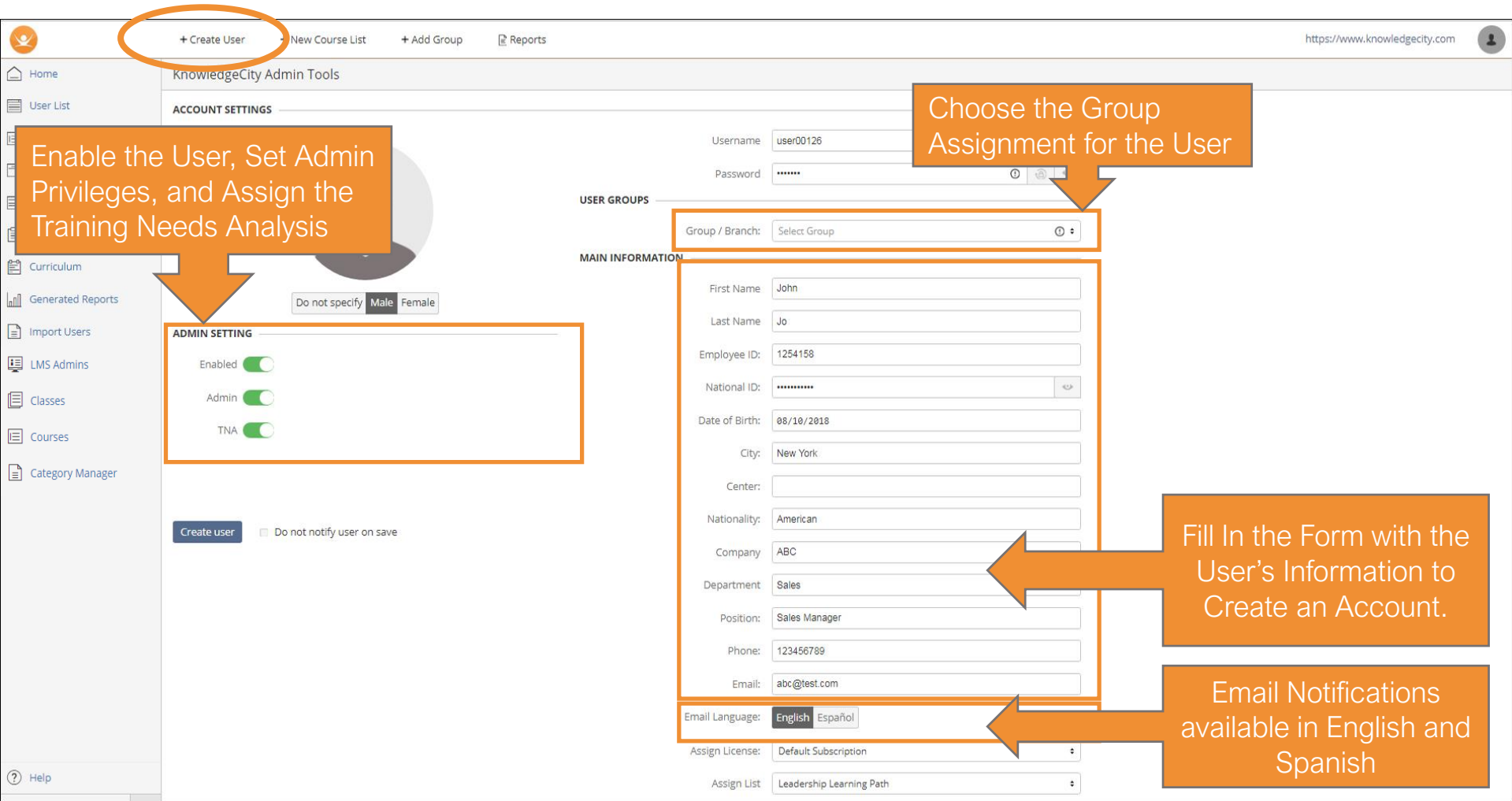


PROGRESS: ALL GROUPS

Hide empty building chart



View the progress of all groups



The screenshot shows the 'Create User' form in the KnowledgeCity Admin Tools. The form is divided into several sections: 'ACCOUNT SETTINGS', 'USER GROUPS', and 'MAIN INFORMATION'. Annotations with orange boxes and arrows provide instructions for each section.

- ACCOUNT SETTINGS:** Includes 'Enabled', 'Admin', and 'TNA' toggle switches, all of which are turned on. A 'Create user' button and a checkbox for 'Do not notify user on save' are also present.
- USER GROUPS:** Features a 'Group / Branch' dropdown menu set to 'Select Group'.
- MAIN INFORMATION:** Contains fields for 'First Name' (John), 'Last Name' (Jo), 'Employee ID' (1254158), 'National ID' (masked), 'Date of Birth' (08/10/2018), 'City' (New York), 'Center', 'Nationality' (American), 'Company' (ABC), 'Department' (Sales), 'Position' (Sales Manager), 'Phone' (123456789), and 'Email' (abc@test.com).
- Additional Settings:** 'Email Language' is set to 'English', and 'Assign License' is set to 'Default Subscription'.

Annotations include:

- 'Enable the User, Set Admin Privileges, and Assign the Training Needs Analysis' pointing to the 'ADMIN SETTING' section.
- 'Choose the Group Assignment for the User' pointing to the 'Group / Branch' dropdown.
- 'Fill In the Form with the User's Information to Create an Account.' pointing to the 'MAIN INFORMATION' fields.
- 'Email Notifications available in English and Spanish' pointing to the 'Email Language' dropdown.





+ Create User

+ New Course List

+ Add Group

Reports

https://www.knowledgecity.com



- Home
- User List
- Group Manager
- License Manager
- Course List Manager
- Assign Lists to Users
- Curriculum
- Generated Reports
- Import Users
- LMS Admins
- Classes
- Courses
- Category Manager

### KnowledgeCity Admin Tools - Course List Manager

20 1 - 7 of 7

Search course list

Search

#	Name	Courses in list	Actions
	<input type="text" value="Course List Name"/> <input type="checkbox"/> Add new course list to the quick selection list		<a href="#">Add Course List</a>
1	test list	1	<a href="#">Show details</a>
2	Leadership Learning Path	5	<a href="#">Show details</a>
3	test list	1	<a href="#">Show details</a>
4	Project Management	6	<a href="#">Show details</a>
5	New App List	3	<a href="#">Show details</a>

Create a New Course List and choose the courses you want to add.



6 Sales Learning Path [Edit](#)  Add new course list to the quick selection list [Assign to all groups](#) 0 [Hide details](#)

**Title** **Actions**

Empty List

[Add](#)

[Save](#) [Cancel](#) [Remove Course List](#)

7 new course list

2

[Show details](#)

1 - 7 of 7

1

+ Create User   + New Course List   **+ Add Group**   Reports   <https://www.knowledgecity.com>

KnowledgeCity Admin Tools - Edit Group

**USER GROUPS**

Select Group

Choose a "Parent Group" to create a new group

create\_group

Parent	Default group [20 users]
Name	<ul style="list-style-type: none"><li>Without a parent</li><li>Accounting [3 users]</li><li>App Test Group [6 users]</li><li>Default group [20 users]</li><li>Raynie's Test Team [4 users]</li><li>Test Team 3 [2 users]</li><li>TEST [2 users]</li></ul>

Name your sub-group, or choose "Without a parent" to create a new main group.

Home   User List   Group Manager   License Manager   Course List Manager   Assign Lists to Users   Curriculum   Generated Reports   Import Users   Help

- Home
- User List
- Group Manager
- License Manager
- Course List Manager
- Assign Lists to Users
- Curriculum
- Generated Reports
- Import Users
- LMS Admins
- Classes
- Courses
- Category Manager
- Help

### KnowledgeCity Admin Tools - Edit Group

**USER GROUPS**

Sales Team 1 [0 users]

Users Learning

Default Rename Delete group

See the Users you added here

Select the Users you want to add to the group

User name	Profile
10	Q search user... Search
<input type="checkbox"/> [user00028]	Added
<input type="checkbox"/> [user00007]	Added
<input type="checkbox"/> Raynie [us_rayniea]	Added
<input type="checkbox"/> Check All	

**Find users to add**

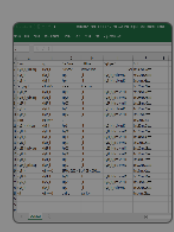
Default group [20 users]

10 1 - 10 of 20 Q search user... Search

- Sergey [user00002]
- Marwan [www.marwan]
- [user00028]
- [user00007]
- Raghad [us\_raghadm2]
- [user00005]
- Raynie [us\_rayniea]
- [user00004]
- Raghad [us\_raghadm1]
- James [user00026]
- Check All

### KnowledgeCity Admin Tools - Reports

Reports Generate Report Edit Report Template



#### Progress courses

The Progress Courses Report gives you a detailed view of course progress for all users in all groups. This report shows the Employee ID, Login, First Name, Last Name, Course ID, and Course Name, as well as the date and time the course was started.

Select the group containing the users you want to run the training data report on

#### New Report Data

All groups

- All groups
- Accounting [3 users]
- App Test Group [6 users]
- Default group [23 users]
- Sales Team 1 [3 users]
- Raynie's Test Team [4 users]**
- Test Team 3 [2 users]
- TEST [2 users]

# Generated Report



KNOWLEDGECITY LMS  
learning made easy

students-6cb7d6d2-b5d9-433d-b759-07d9b343bd93.xlsx - Excel

File Home Insert Page Layout Formulas Data Review View Developer Help ACROBAT Tell me what you want to do

Clipboard Font Paragraph Styles Conditional Formatting Styles

Normal Bad Good Neutral Calculation Check Cell

See all the users in the group

See the license information

See each user's progress

Group	Login	First Name	Last Name	Employee	License	Activation Date	Assigned	Progress	Viewed	Passed
App Test Group	us_test_8	John 2	Smith2		assigned	2018-03-13 18:09:59	0	0	0	0
Default group	user00002	Sergey		1	activated	2017-11-14 22:35:15	4	0	0	0
Default group	www.marwan	Marwan	Alshaer		activated	2018-01-19 20:23:09	0	0	0	0
Default group	user00028				activated	2017-09-29 18:44:54	0	0	0	0
Default group	user00007				assigned	2018-03-01 00:09:56	0	0	0	0
Default group	us_raghadm2	Raghad	Mashan		activated	2017-10-19 20:51:45	0	2	24	18
Default group	user00005						0	0	0	0
App Test Group	us_test_9	Abdulah3			assigned	2018-03-13 18:09:59	0	0	0	0
Default group	us_rayniea	Raynie	Andrewsen		activated	2017-08-30 20:20:49	20	20	26	19
Default group	user00004						0	0	0	0
Accounting	us_test_6	Abdulah3					0	0	0	0
Accounting	us_test_5	John 2	Smith2				0	0	0	0
Default group	us_raghadm1	Raghad	Mashan		activated	2017-09-07 20:22:38	0	2	57	32
Default group	user00026	James	Morris		activated	2017-09-29 17:29:33	0	0	0	0
Default group	kc_amandag	Amanda	Gonzalez		activated	2018-01-15 17:11:50	0	0	10	10
Default group	us_timothyo	Tim	O'Donnell		activated	2017-08-31 22:30:32	0	22	36	31
App Test Group	user00039	John	Doe	123456			0	0	0	0
TEST	us_test_2	John	Smith		assigned	2018-03-13 15:38:02	1	0	0	0
Default group	nazeernakhlah	Nazeer	Nakhlah		activated	2017-09-15 20:39:57	10	5	1	0
Default group	cynthiamills1916@hotmail.com	Cynthia	Mills				10	0	0	0
Default group	user00024	Sergey	Izvekov		activated	2017-09-29 14:32:56	0	0	0	0
Default group	user00027	Serj	I		activated	2017-09-29 17:46:50	0	0	0	0
Default group	user00006						0	0	0	0
Default group	us_sergeyi	Sergey	Izvekov		activated	2018-04-08 01:35:26	11	10	12	9
TEST	us_test_3	Abdulah			assigned	2018-03-13 15:38:02	4	0	0	0
Test Team 3	Zane007	Zane	Andrewsen	007	assigned	2017-11-21 21:50:12	18	0	0	0
App Test Group	user00039-admin						0	0	0	0
Default group	us_raghadm	Raghad	Mashan		activated	2017-09-07 14:48:36	0	4	42	34
Default group	user00030	Nazeer	Nakhlah		activated	2017-12-06 22:39:09	0	7	0	0
Accounting	Tiff.B@example.com	Tiffany	Boo		assigned	2018-01-24 17:32:03	0	0	0	0



KnowledgeCity®  
Online Video Training

Business Skills | Computer Software | Safety | Compliance | Finance

Use sort and search features to see different user data


- Home
- User List**
- Group Manager
- License Manager
- Course List Manager
- Assign Lists to Users
- Curriculum
- Generated Reports
- Import Users
- LMS Admins
- Classes
- Courses
- Category Manager
- Help

### KnowledgeCity Admin Tools - User List

Select Group: [dropdown] All users: [dropdown] User activity: [dropdown] [All] [Enabl...] [Disab...] [Search user] [Search]

#	Login	Name	Group	Emp ID	Email	Assigned	Progress	Viewed	Passed	License	Actions
1	us_test_8	John 2 Smith2	App Test Group			0	0	0	0	Assigned	...
2	user00002	Sergey_1	Default group		sergey.i@knowled...	4	0	0	0	Active	...
3	www.mar...	Marwan Alshaer	Default group		marwan.a@knowl...	0	0	0	0	Active	...
4	user00028						0	0	0	Active	...
5	user00007						0	0	0	Assigned	...
6	us_ragha...	Raghad M				2	24	18		Active	...
7	user00005		Default group			0	0	0	0		...
8	us_test_9	Abdulah3	App Test Group		sizredix gmail.com	0	0	0	0	Assigned	...
9	us_rayniea	Raynie Andrewsen	Default group		raynie.a@knowle...	20	20	26	19	Active	...
10	user00004		Default group			0	0	0	0		...
11	us_test_6	Abdulah3	Accounting		sizredix gmail.com	0	0	0	0		...
12	us_test_5	John 2 Smith2	Accounting		sergey.i@knowled...	0	0	0	0		...
13	us_ragha...	Raghad Mashan	Default group		raghad.m@knowl...	0	2	57	32	Active	...
14	user00026	James Morris	Default group		james.m@knowle...	0	0	0	0	Active	...
15	kc_amand...	Amanda Gonzalez	Default group		amanda.g@knowl...	0	0	10	10	Active	...
16	us_timoth...	Tim O'Donnell	Default group		timothy.o@knowl...	0	22	36	31	Active	...

Click the user to see information, activate a license, and edit learning paths

[+ Create User](#)
[+ New Course List](#)
[+ Add Group](#)
[Reports](#)
https://www.knowledgecity.com 

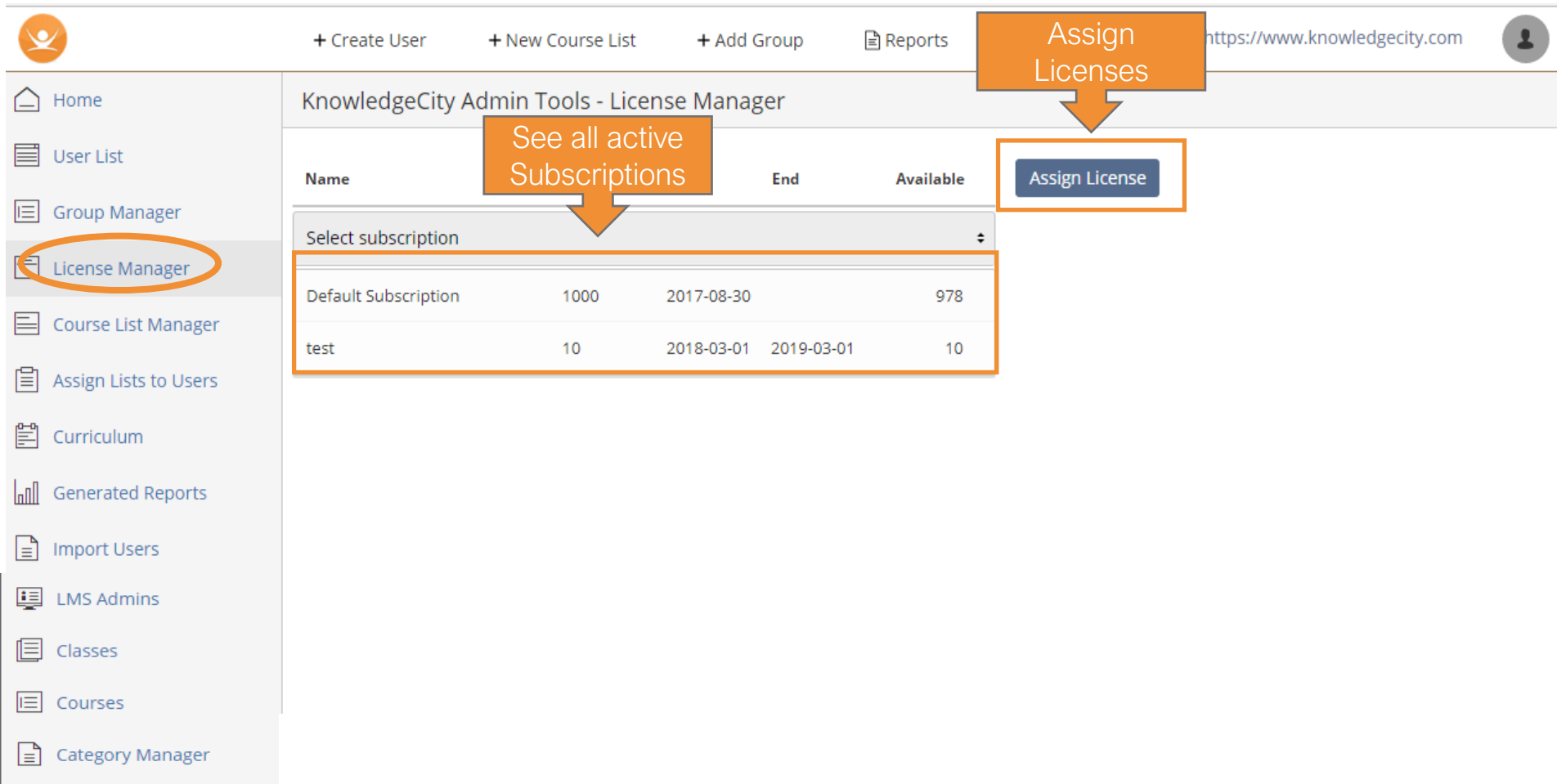
[Home](#)
[User List](#)
[Group Manager](#)
[License Manager](#)
[Course List Manager](#)
[Assign Lists to Users](#)
[Curriculum](#)
[Generated Reports](#)
[Import Users](#)
[LMS Admins](#)
[Classes](#)
[Courses](#)
[Category Manager](#)

**See all active groups**
**Move or manage groups**

Current Group: Parents

#	Group Name	Number of Users	Number of Subgroups	Move	Actions
1	Accounting	3	Show subgroups (0)	Move to group	Manage
2	App Test Group	6	Show subgroups (0)	Move to group	Manage
3	Default group	20	Show subgroups (0)	Move to group	Manage
4	Raynie's Test Team	2	Show subgroups (1)	Move to group	Manage
5	TEST	2	Show subgroups (0)	Move to group	Manage

20 | 1 - 5 of 5
 1



The screenshot shows the KnowledgeCity Admin Tools - License Manager interface. The left sidebar contains a menu with items: Home, User List, Group Manager, License Manager (circled in orange), Course List Manager, Assign Lists to Users, Curriculum, Generated Reports, Import Users, LMS Admins, Classes, Courses, and Category Manager. The main content area is titled "KnowledgeCity Admin Tools - License Manager" and features a table with columns: Name, End, and Available. A dropdown menu is open above the table, showing "Select subscription". The table contains two rows: "Default Subscription" with 1000 licenses and an end date of 2017-08-30 (978 available), and "test" with 10 licenses and an end date of 2019-03-01 (10 available). An "Assign License" button is located to the right of the table. Annotations include: "Assign Licenses" with an arrow pointing to the button; "See all active Subscriptions" with an arrow pointing to the dropdown menu; and "Assign License" with a box around the button. The top navigation bar includes links for "+ Create User", "+ New Course List", "+ Add Group", and "Reports". The URL "https://www.knowledgecity.com" is visible in the top right corner.

Name	End	Available
Default Subscription	2017-08-30	978
test	2018-03-01 2019-03-01	10



KnowledgeCity Admin Tools - Course List Manager

20 1 - 6 of 6

Q Search

Create a New Course List

Add a New Course List

Course List Name   Add new course list to the quick selection list

#	Name	Courses in list	Actions
1	test list	1	Show details
2	✔ Leadership Learning Path	5	Show details
3	test list	1	Show details
4	Project Management	6	Show details
5	New App List	3	Show details
6	new course list	2	Show details

1 - 6 of 6

1

Choose a Group/Users to assign a Course List to

Choose a Course List to Assign to Users

- Home
- User List
- Group Manager
- License Manager
- Course List Manager
- Assign Lists to Users**
- Curriculum
- Generated Reports
- Import Users
- LMS Admins
- Classes
- Courses
- Category Manager
- Help

KnowledgeCity A Tools - Assign Lists to Users

**USER GROUPS**

Raynie's Test Team [4 users]

10 1 - 2 of 2  **Search**

#	Login	User Name	Group
<input checked="" type="checkbox"/>	<a href="#">us_rayniea</a>	Raynie Andrewsen	Test Team 3
<input type="checkbox"/>	<a href="#">Zane007</a>	Zane Andrewsen	Test Team 3

**Check on Page**

1

**CHOOSE A LIST TO ADD**

Select Courses List

List name

Leadership Learning P...	5	<b>Remove</b>	<b>Hide</b>
Course name	Progress	Started	
Building a Successful Team			
Problem Solving for Leaders			
Customer Service			
Setting Organizational Goals			
Leadership Communication			

**Assign for Selected**

See the courses in an existing Course List

Home | User List | Group Manager | License Manager | Course List Manager | Assign Lists to Users | **Curriculum** | Generated Reports | Import Users | LMS Admins | Classes | Courses | Category Manager

20 | All courses | All categories

**View all courses in the LMS**

#	Course name
1	Signature Verification and Forgery
2	Detecting Counterfeits
3	Understanding Fraud
4	Fraud Schemes
5	Controlling Fraud
6	FATCA Basics
7	FATCA Requirements
8	FATCA Implementation
9	FATCA Compliance
10	Corporate Governance for Financial Institutions
11	Treasury Department Fundamentals
12	Cash Management
13	Investments
14	Treasury Risk Management
15	Trade Finance Basics

**View course categories**

Category name
Teller Courses
Teller Courses
Fraud Prevention
Fraud Prevention
Fraud Prevention
Regulatory & Compliance
Regulatory & Compliance
Regulatory & Compliance
Regulatory & Compliance
Regulatory & Compliance
Treasury Management
Treasury Management
Treasury Management
Treasury Management
Trade Finance

**View the activity in each course**

Day	Month	Total	In progress	Viewed	Passed
0	0	0	0	0	0
0	0	1	1 <a href="#">View</a>	0	0
0	0	0	0	0	0
0	0	0	0	0	0
0	0	0	0	0	0
0	0	0	0	0	0
0	0	0	0	0	0
0	0	0	0	0	0
0	0	1	1 <a href="#">View</a>	0	0
0	0	1	1 <a href="#">View</a>	0	0
0	0	1	1 <a href="#">View</a>	0	0
0	0	0	0	0	0
0	0	2	0	2 <a href="#">View</a>	2 <a href="#">View</a>

Q Search | Search



Generate New Reports  
From Templates

Default Group Reports



- Home
- User List
- Group Manager
- License Manager
- Course List Manager
- Assign Lists to Users
- Curriculum
- Generated Reports**
- Import Users
- LMS Admins
- Classes
- Courses
- Category Manager
- Help

### KnowledgeCity Admin Tools - Reports

Report Generate Report Edit Report Template

20 All reports

Create Your  
Own Report

View Generated Reports  
or Download in Excel

#	Name	Status	Created	Finished	Actions
1	<a href="#">Progress courses</a>	done	2018-04-19 15:33:01	2018-04-19 15:33:06	...
2	<a href="#">Progress courses</a>	done	2018-04-19 15:30:24	2018-04-19 15:31:03	...
3	<a href="#">Progress courses</a>	done	2018-04-19 15:28:28	2018-04-19 15:29:03	...
4	<a href="#">Progress courses for group Default group</a>	done	2017-09-05 09:47:14	2017-09-05 09:49:06	...

1 - 4 of 4

1





Choose a file on  
your computer to  
import a user list



- Home
- User List
- Group Manager
- License Manager
- Course List Manager
- Assign Lists to Users
- Curriculum
- Generated Reports
- Import Users**
- LMS Admins
- Classes
- Courses
- Category Manager

### KnowledgeCity Admin Tools - Import Users

Start at row:

This page allows you to import users. To do this, select a file on your computer in the format of the user data file. The system automatically sets the correspondence between the column names and user data. When matches are found in a column, they are indicated in green. If the column does not automatically match, then it must be done manually. To do this, use the drop-down list and find the line that matches the imported property. If you do not want to import all the data, select the "Skip line" in the selection. The column data will not be imported.

Add the login information to create an Admin

Select Admin Permission, Password and click OK



+ Create User

Reports

KnowledgeCity.com



Home

User List

Group Manager

License Manager

Course List Manager

Assign lists to users

Curriculum

Generated Reports

Import Users

**LMS Admins**

Classes

Courses

Category Manager

Help

KnowledgeCity Admin Tools | Required Confirmation List | KnowledgeCity Demo

#	Login	Email	Type	Password	Action	Remove
	<input type="text" value="us_rayniea"/>	<input type="text" value="raynie@myemail.com"/> <input type="checkbox"/> Add access like user		<input type="password" value="....."/>		<input type="button" value="Add"/>
1	<a href="#">Marwan.KC</a>	marwan.a@knowledgecity.com	Super Admin	Change password	Edit access	Remove
2	<a href="#">Ivan.KC</a>	Ivan.G@knowledgecity.com	Super Admin	Change password	Edit access	Remove
3	<a href="#">Nazeer.KC</a>	nazeer.n@knowledgecity.com	Super Admin	Change password	Edit access	Remove
4	<a href="#">Brianna.KC</a>	Brianna.L@knowledgecity.com	Super Admin	Change password	Edit access	Remove
5	<a href="#">demo2</a>	raynie.a@knowledgecity.com	Super Admin	Change password	Edit access	Remove
6	<a href="#">sara-jhon@gamil.com</a>	sara-jhon@gamil.com	administrator	Change password	Edit access	Remove
7	<a href="#">Sam</a>		administrator	Change password	Edit access	Remove
8	<a href="#">irma.f241@Quisque.com</a>	et.netus.et241@Quisque.com	administrator	Change password	Edit access	Remove
9	<a href="#">demo_admin</a>	ghada.a@knowledgecity.com	administrator	Change password	Edit access	Remove
10	<a href="#">Samantha.KC</a>	samantha.bueche@knowledgecity.com	Super Admin	Change password	Edit access	Remove
11	<a href="#">Janet.KC</a>	Janet.J@knowledgecity.com	Super Admin	Change password	Edit access	Remove
12	<a href="#">marwan100</a>	marwan.a@knowledgecity.com	Super Admin	Change password	Edit access	Remove
13	<a href="#">Spencer.Kc</a>	Spencer.S@knowledgecity.com	Super Admin	Change password	Edit access	Remove
14	<a href="#">Ed@adminco.com</a>	Ed@adminco.com	administrator	Change password	Edit access	Remove
15	<a href="#">james_admin</a>	james_admin@example.com	Super Admin	Change password	Edit access	Remove
16	<a href="#">Brian.kc</a>	Brian.M@knowledgecity.com	Super Admin	Change password	Edit access	Remove
17	<a href="#">Michael.KC</a>	michael.s@knowledgecity.com	Super Admin	Change password	Edit access	Remove



Enter course information: Course ID, Title and Language to create a new course

- KnowledgeCity® Online Video Training
- Home
- User List
- Group Manager
- License Manager
- Course List Manager
- Assign lists to users
- Curriculum
- Generated Reports
- Import Users
- LMS Admins
- Classes
- Courses**
- Category Manager
- Help

+ Create User + New Course List + Add Group Reports

https://demo.knowledgecity.com

KnowledgeCity Admin Tools - All Courses

20

Q Search for a course Search

#	Course ID	Course Name	Actions
	<input type="text" value="Course ID"/>	<input type="text" value="Course name"/>	<input type="text" value="Choose Language"/> Add
1	[BUS3365]	<a href="#">Essentials of Leadership</a>	...
2	[SUC518]	<a href="#">Key to Success</a>	...

1 - 2 of 2

1



Choose which training categories and subcategories you want to display

- KnowledgeCity®  
Online Video Training
- Home
- User List
- Group Manager
- License Manager
- Course List Manager
- Assign lists to users
- Curriculum
- Generated Reports
- Import Users
- LMS Admins
- Classes
- Courses
- Category Manager**
- Help

+ Create User   + New Course List   + Add   Reports

https://demo.knowledgecity.com

KnowledgeCity Admin Tools - Management of Categories

English	
<input type="text" value="Title for New Category"/>	<input type="checkbox"/> Show <input type="checkbox"/> Featured <input type="button" value="Add"/>
<input type="checkbox"/> - In-House Training	<input checked="" type="checkbox"/> Show <input checked="" type="checkbox"/> Featured   Remove
Not found subcategory	
<input type="checkbox"/> - Business Courses	<input checked="" type="checkbox"/> Show <input checked="" type="checkbox"/> Featured   Remove
<input type="checkbox"/> + Management	<input checked="" type="checkbox"/> Show <input checked="" type="checkbox"/> Featured   courses   Remove
<input type="checkbox"/> + Leadership	<input checked="" type="checkbox"/> Show <input type="checkbox"/> Featured   courses   Remove
<input type="checkbox"/> + Communication Skills	<input checked="" type="checkbox"/> Show <input checked="" type="checkbox"/> Featured   courses   Remove
<input type="checkbox"/> + Career Development	<input checked="" type="checkbox"/> Show <input type="checkbox"/> Featured   courses   Remove
<input type="checkbox"/> + Sales	<input checked="" type="checkbox"/> Show <input checked="" type="checkbox"/> Featured   courses   Remove
<input type="checkbox"/> + Marketing	<input checked="" type="checkbox"/> Show <input type="checkbox"/> Featured   courses   Remove
<input type="checkbox"/> + Human Resources	<input checked="" type="checkbox"/> Show <input type="checkbox"/> Featured   courses   Remove
<input type="checkbox"/> + Accounting	<input checked="" type="checkbox"/> Show <input type="checkbox"/> Featured   courses   Remove
<input type="checkbox"/> - Soft Skills	<input checked="" type="checkbox"/> Show <input type="checkbox"/> Featured   courses   Remove







**KnowledgeCity®**  
Online Video Training

## **KnowledgeCity**

2218 Faraday Ave., Ste. 130  
Carlsbad, California 92008

Toll Free. 1.888.494.2075  
Fax. 1.760.683.8828

[Contact-Us@knowledgecity.com](mailto:Contact-Us@knowledgecity.com)



**KnowledgeCity®**  
Online Video Training

Business Skills | Computer Software | Safety | Compliance | Finance