



TS SECURE REMOTE ACCESS®
PLUS



RDS-KNIGHT V4

Features - Benefits

Major Release

March 2019

RDS-Knight v4

Summary:

Following the widely acclaimed release of TSplus v12 with its greatly improved experience and feature sets for both Users and Administrators, RDS-Knight's new version follows its footsteps with a brand new interface.

With a new look based on TSplus' model and additional valuable features, the RDS-Knight Version 4 Interface was designed with the objective to offer a consistent products line, respecting three criteria:

- An **intuitive and user-friendly** dashboard:
At once clean and functional, using modern design and easy navigation tools to make management a breeze for administrators.
- A **simplified management:**
Features have been reorganized in a smart way, allowing Administrators to perform quick actions directly from the main interface and to apply rules to multiple units in one click. With optimal searching and sorting functions, options for adding specific parameters and comments, setting the right level of protection for your network infrastructure is made super easy !
- An **improved efficiency:**
Thanks to the centralization of data and the insertion of clickable information, it is quick and easy to take immediate and efficient actions to keep your servers safe . You'll find various ways to check RDS-Knight's power and adapt it to your needs in real-time: enhanced Event Viewer, automatic refresh, informative dashboard, etc

Keywords are: **Speed** **Security** **Simplicity**

This document is to guide you in discovering RDS-Knight 4 new interface and its benefits.

Floriane Mer
Marketing Director



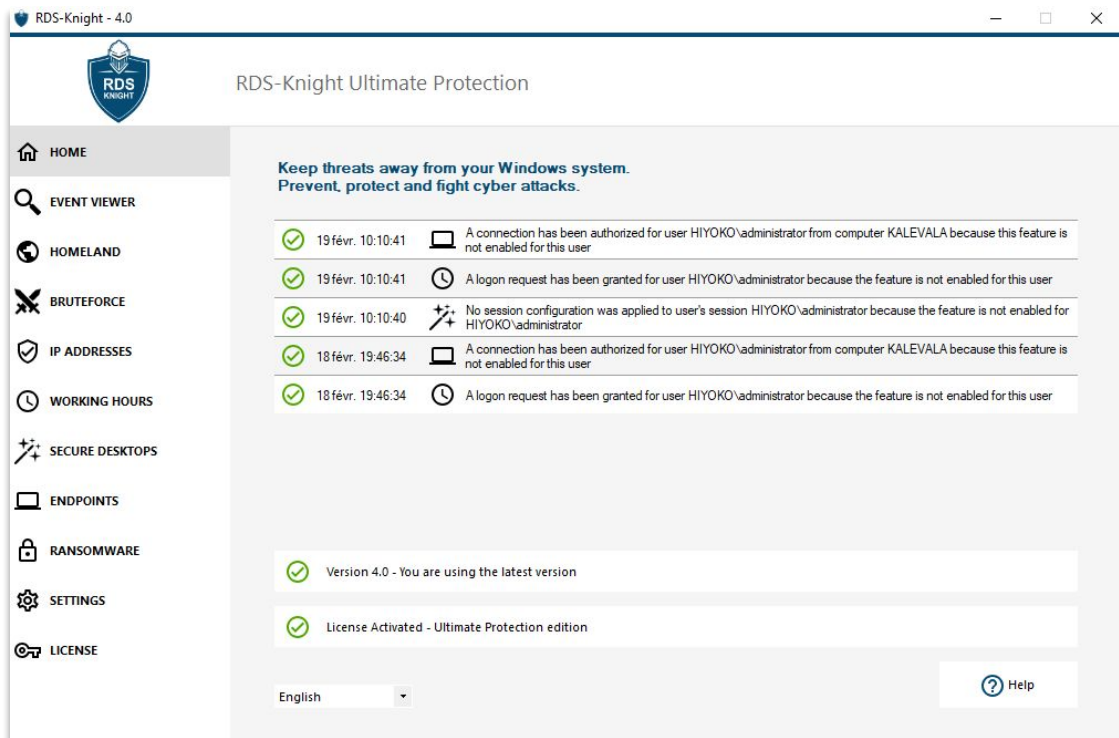
The Home Dashboard

The new interface for RDS-Knight 4 is larger than its predecessor. There are now 11 menu tabs instead of 9. You will notice that the «Documentation» tab has disappeared, being replaced by a «Help» button on the Homepage. Thus, you will discover **3 new tabs**:

Home ▀ IP Addresses ▀ Settings

Key Improvements: Protection Overview

- List of the last five security events
- Essential information about the version: possibility to click for update
- Essential information about the licensing: possibility to click to activate
- Help: Access to online documentation - Language selection



Benefits for the Administrators:

- Licensing and Version information is **easy to locate**
- **System Protection status can be seen assessed quickly** thanks to the 5 last security events with red/green indicators, and the Administrator can take immediate action if necessary.
- Shows clearly if RDS-Knight is working and operational **at a glance**

The Event Viewer Tab = Replace «Security Event Log»

Key Improvements:

- Events log historic now goes back to the last 2500 events, which is approximately what the program experiences in a week of time. Automatic refresh every 5 sec.
- Deep global search: quickly find events and sort them by feature, date of issue, IP or other keyword..
- Introduction of a right-click menu for direct actions on events:
 - Copy event
 - Action on IP address: Copy/ Unblock/ Unblock and Add to Whitelist
- Addition of a «Lockout» event for automatic blocking of the user after several failed login attempts to TSplus session.

Date	Feature	Message
19 févr. 10:10:41	🕒	A logon request has been granted for user HIYOKO\administrator because the feature is not enabled for this user
19 févr. 10:10:41	💻	A connection has been authorized for user HIYOKO\administrator from computer KALEVALA because this feature is not enabled for this user
19 févr. 10:10:40	⚡	No session configuration was applied to user's session HIYOKO\administrator because the feature is not enabled for HIYOKO\administrator
18 févr. 19:46:34	🕒	A logon request has been granted for user HIYOKO\administrator because the feature is not enabled for this user
18 févr. 19:46:34	💻	A connection has been authorized for user HIYOKO\administrator from computer KALEVALA because this feature is not enabled for this user
18 févr. 19:46:33	⚡	No session configuration was applied to user's session HIYOKO\administrator because the feature is not enabled for HIYOKO\administrator
15 févr. 22:56:13	🕒	A logon request has been granted for user HIYOKO\thomas because the feature is not enabled for this user
15 févr. 22:56:13	💻	A connection has been authorized for user HIYOKO\thomas from computer .429544HIPUA1NJ because this feature is not enabled for this user
15 févr. 22:56:13	⚡	No session configuration was applied to user's session HIYOKO\thomas because the feature is not enabled for HIYOKO\thomas
15 févr. 17:13:54	🕒	A logon request has been granted for user HIYOKO\thomas because the feature is not enabled for this user
15 févr. 17:13:54	💻	A connection has been authorized for user HIYOKO\thomas from computer .429544HIPUA1NJ because this feature is not enabled for this user
15 févr. 17:13:54	⚡	No session configuration was applied to user's session HIYOKO\thomas because the feature is not enabled for HIYOKO\thomas
15 févr. 17:13:42	🕒	A logon request has been granted for user HIYOKO\thomas because the feature is not enabled for this user
15 févr. 17:13:42	💻	A connection has been authorized for user HIYOKO\thomas from computer .429544HIPUA1NJ because this feature is not enabled for this user
15 févr. 17:13:42	⚡	No session configuration was applied to user's session HIYOKO\thomas because the feature is not enabled for HIYOKO\thomas

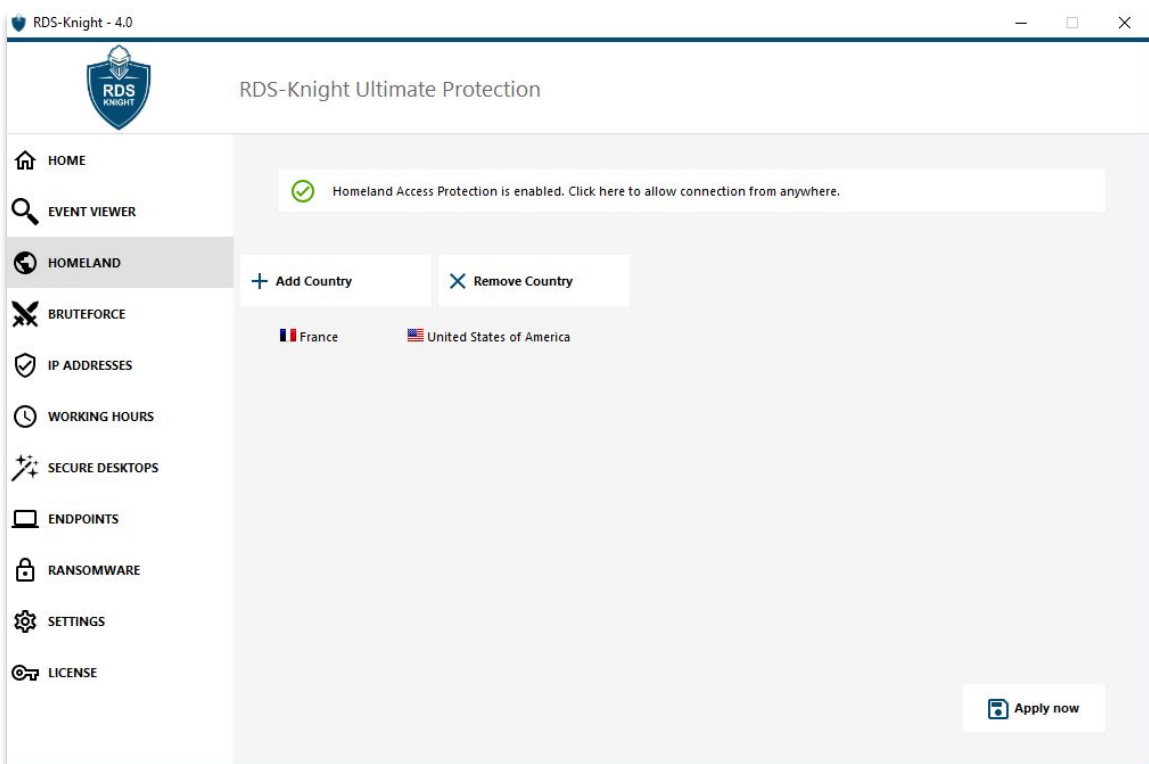
Benefits for the Administrators:

- Provides **alternative Security audit solution**: Administrators can go back in time and easily find out what went wrong and who's responsible.
- RDS-Knight powerful action can be tested and **immediately observed in real time**.
- All actions are visible, dated and easily findable, **for a better management and quickness to take action**.
- Stronger integration with TSplus program**.

The Homeland Tab

Key Improvements: No main changes

- Reversed Protection: only whitelisted countries are allowed to connect
- Direct access to quick actions:
 - Add country to the whitelist
 - Remove Country from te whitelist
- The option to enable the feature for HTML5 service is now in «Settings - Advanced» tab
- **New Option: Click and unblock all IP addresses associated to a selection of country-ies at once.**



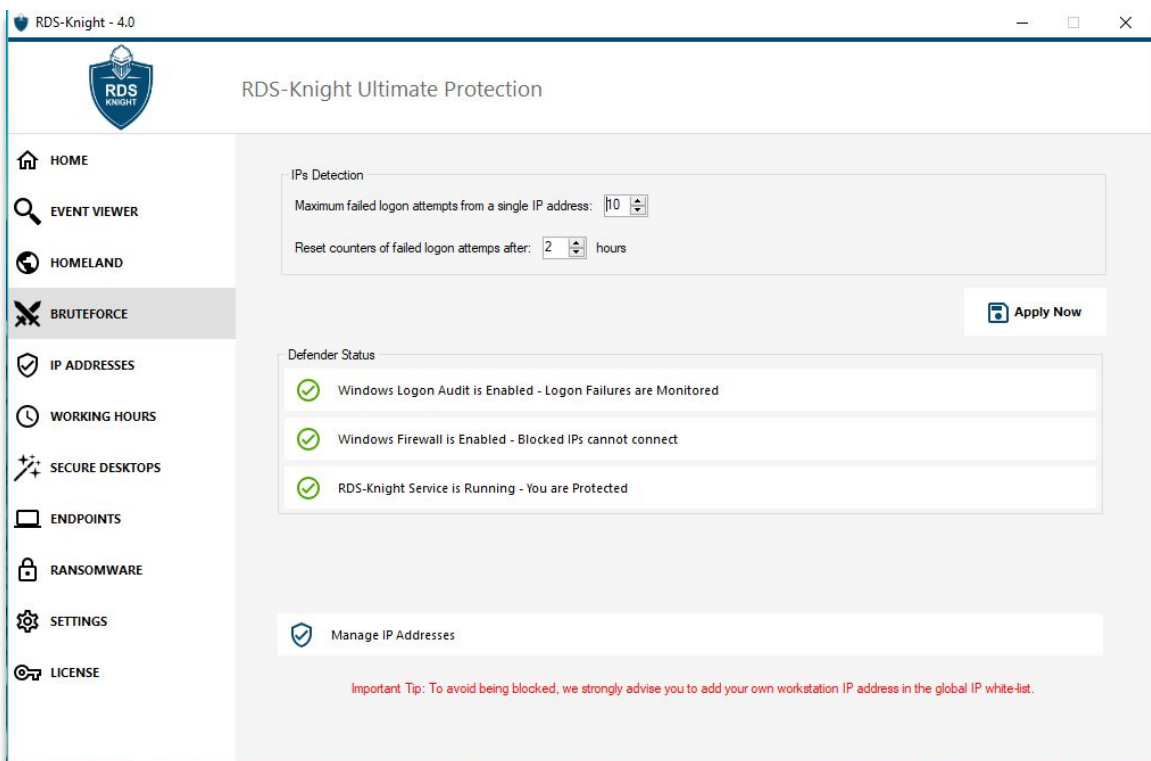
Benefits for the Administrators:

- **Fast Parametring** of the Homeland Feature: instead of listing all countries that should be blocked, administrators can first focus on allowing the countries where they have their activities.
- **Easy management:** the new option eliminates the need to go through the blacklist to be sure all IPs will be able to connect when adding a new country to the whitelist.

The Brute-Force Tab

Key Improvements: No main changes

- Text cells to quickly set thresholds for failed login attempts (per IP) and time for counters reset
- Overview of the Defender status:
 - Windows Logon audit - Enabled or not
 - Windows Firewall - Enabled or not
 - Overall Protection state - RDS-Knight running or not
- Clickable button for direct access to allowed IPs list = shortcut to the «IP Addresses» tab.



Benefits for the Administrators:

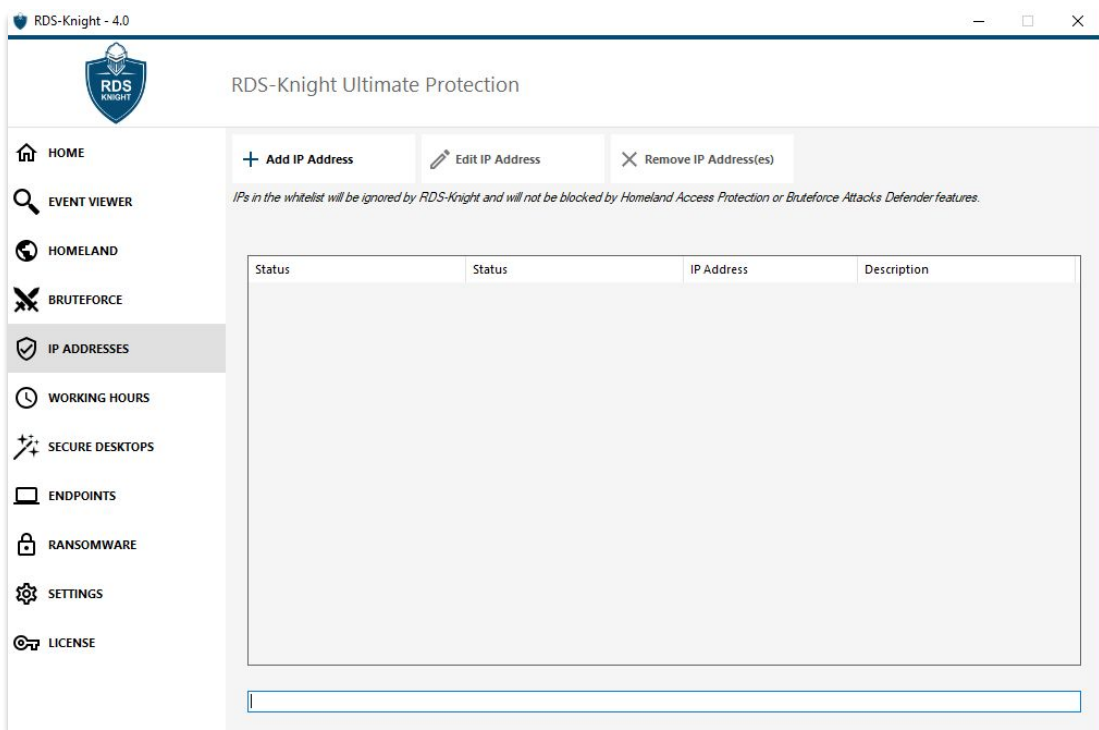
- Quickly see if the feature is enabled and running fine
- Better ergonomoy: the list of blocked IPs is not displayed on this tab, which enables a clearer and easy to read information for more efficient management.



The IP Addresses Tab

Key Improvements:

- This new tab centralizes in a common list all IP addresses which should be either ignored or blocked by Homeland and BruteForce protections.
- Direct access to quick actions: Add IP / Edit IP/ Remove IP
- Possibility to perform actions for multiple selections in one click
- Convenient search bar: easily sort IPs based on all information provided: date of editing, status (blocked/whitelisted), addresse...
- New option: Possibility to provide meaningful descriptions to any IP addresses.



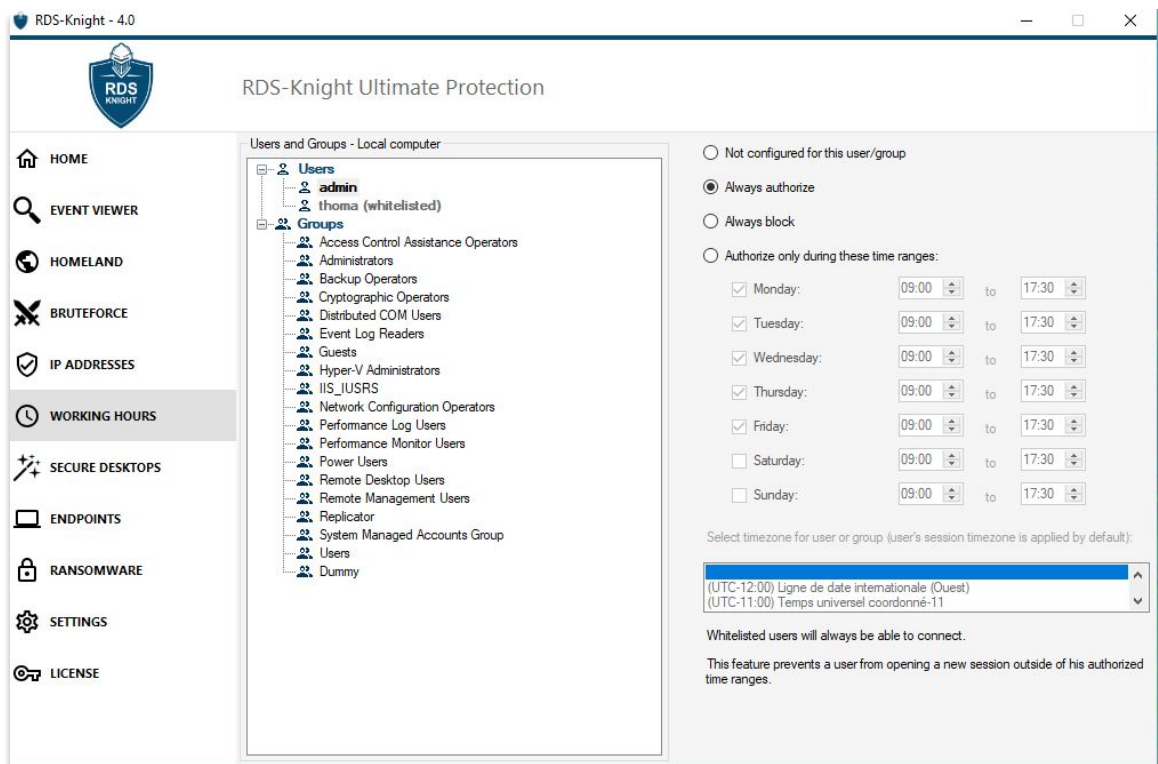
Benefits for the Administrators:

- **Fast and easy managment:** Administrators can now manage all IPs from one single place and apply grouped actions in a snap. They can easily find and sort addresses by using the search bar and adding personal description.

The Working Hours Tab

Key Improvements: No main changes

- All parameters you love are still there!
 - Choose to allow connections at all times
 - Or Set time slots per users and groups of users!
 - Define the right time zone!
 - «Always block» some users, for example if an employee leaves the company



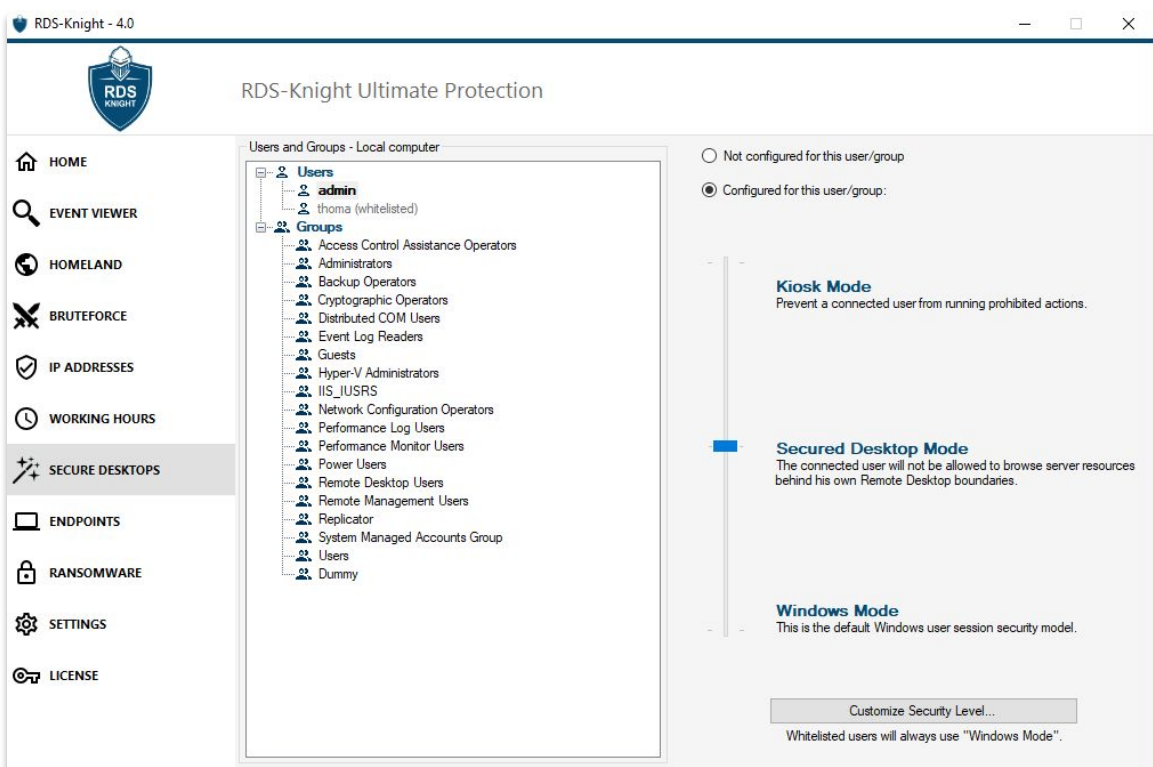
Benefits for the Administrators:

- Easy management and customization per user.

The Secure Desktops Tab

Key Improvements: No main changes

- The simplicity you love is still there! The ruler on the level bar allows to select a specific level of security for each user or group of users:
 - Windows Mode (lower - default)
 - Secured Desktop (recommended)
 - Kiosk Mode (strongest)
- Possibility to deeper customize users' environment with the «Customize Security Level» button offering advanced security parameters.



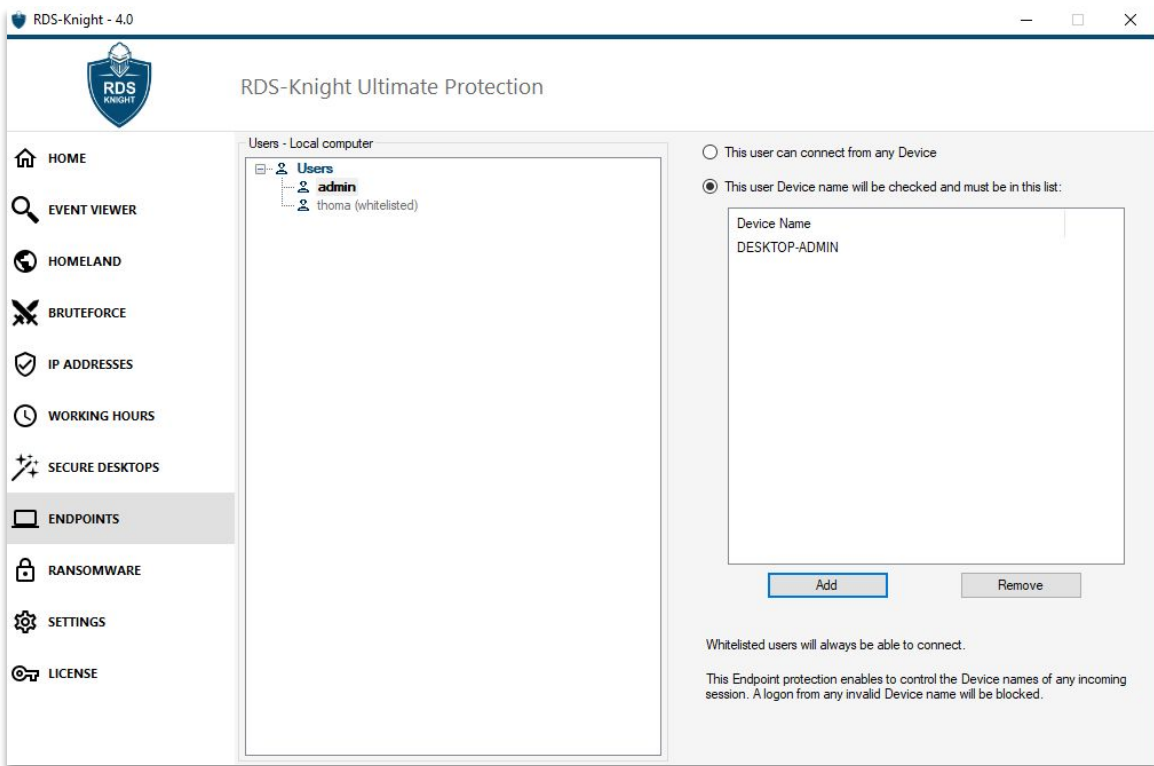
Benefits for the Administrators:

- **Fast and easy way** to define the right level of security for a safe remote desktop environment protecting both users and organization.

The EndPoints Tab

Key Improvements: No main changes

- The simplicity you love is still there!
 - In one click restrict user's connections to only registered devices
 - Quickly add or remove any device (tablet, smartphone, computer) by entering its name to the list of allowed connections



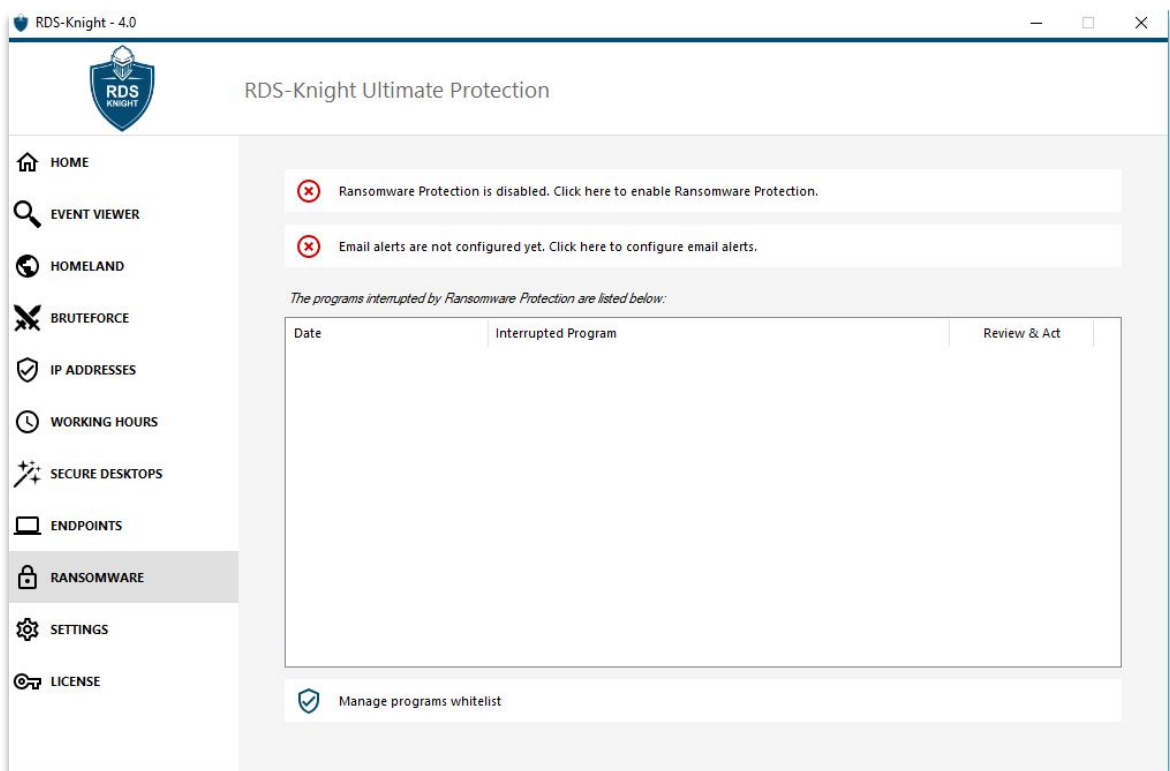
Benefits for the Administrators:

- **Easy additional way** to filter connections and keep Remote Desktop servers secure.

The Ransomware Tab

Key Improvements:

- Direct access to quick actions:
 - Enable/Disable the Ransomware protection
 - Configure email settings to receive alerts and reports about blocked attacks
- Clear display of the list of suspicious & infected programs put in quarantine during the attack
- Clickable button for direct access to allowed programs list



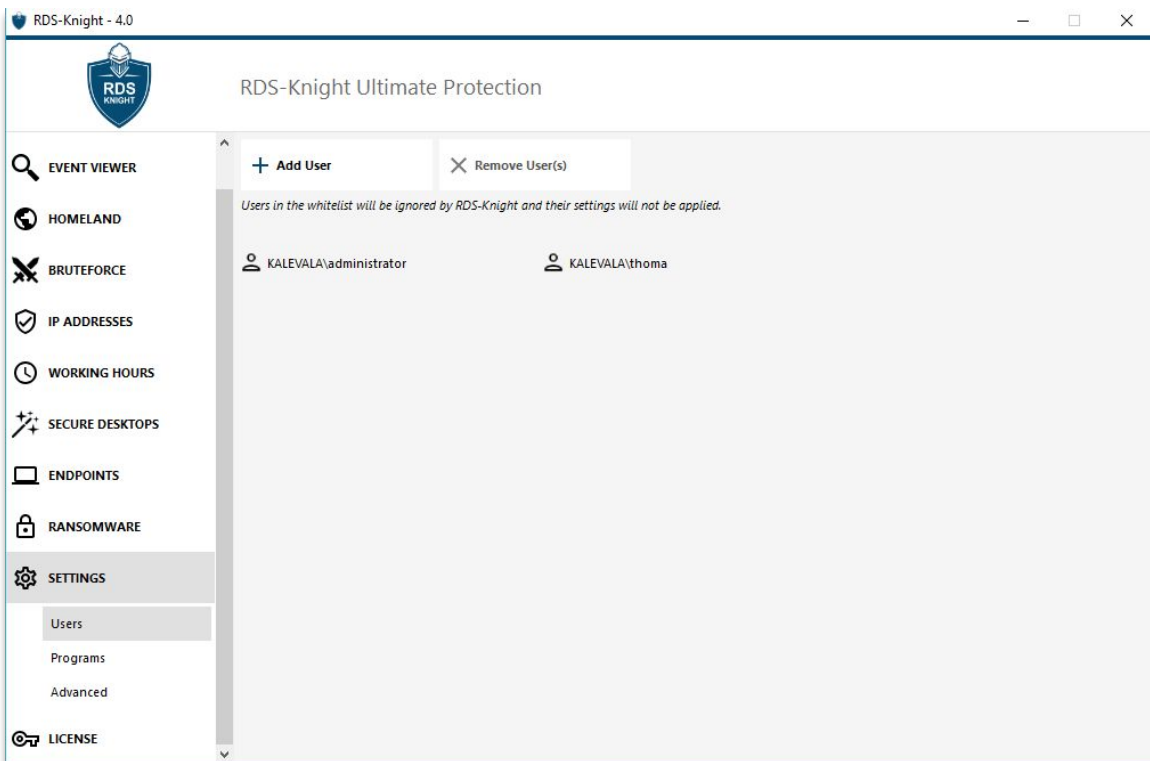
Benefits for the Administrators:

- **Fast and easy management:** all parameters can be quickly set from one place
- **Better ergonomics:** only the list of interrupted programs is displayed, which enables a clearer and easy-to-read information for a fast responsiveness.

The Settings Tab

Key Improvements:

- This new tab is divided in three sections:
 - Users: To manage the list of users that RDS-Knight should always allow, for all protections
 - Programs: To manage the list of programs that the Ransomware Protection should always allow
 - Advanced: for experienced Administrators to go further into parametrizing RDS-Knight's action. Ex: Activate BruteForce for HTML5 service, Ignore local & private for Homeland, add a Pin Code, etc.



Benefits for the Administrators:

- Easy access to all **special** parameters.
- **Quick and efficient management** with the option to ignore in one click specific users and programs when configuring RDS-Knight.



RDS-Knight - 4.0

RDS KNIGHT

RDS-Knight Ultimate Protection

+ Add Application X Remove Application(s)

Enter a program file path to add a program to the Ransomware Protection program whitelist. This executable will be able to create, change and delete your personal files without triggering Ransomware Protection.

C:\CodeSigning\ksign_installer3.exe
 C:\Program Files (x86)\RDS-Tools\ServerGenius\ServerGenius.exe

- EVENT VIEWER
- HOMELAND
- BRUTEFORCE
- IP ADDRESSES
- WORKING HOURS
- SECURE DESKTOPS
- ENDPOINTS
- RANSOMWARE
- SETTINGS
 - Users
 - Programs
 - Advanced
- LICENSE

RDS-Knight - 4.0

RDS KNIGHT

RDS-Knight Ultimate Protection

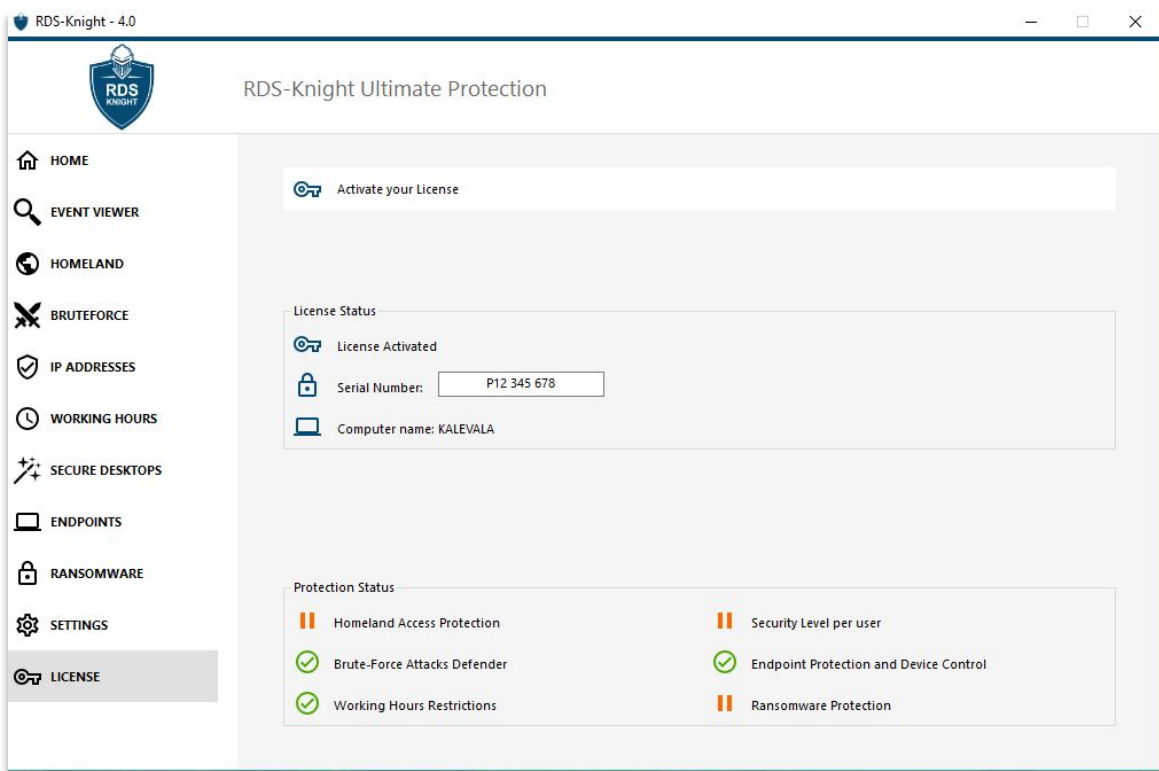
- EVENT VIEWER
- HOMELAND
- BRUTEFORCE
- IP ADDRESSES
- WORKING HOURS
- SECURE DESKTOPS
- ENDPOINTS
- RANSOMWARE
- SETTINGS
 - Users
 - Programs
 - Advanced
- LICENSE

Product	Name	Value
Bruteforce	Pin Code	
	Contribute to improve product by sending anonymous data	Yes

The License Tab

Key Improvements:

- Everything about licensing from the Serial Number to the License Activation button.
- Listing of the Feature/Protection (s) activated



Benefits for the Administrators:

- Improved visibility of RDS-Knight available features.