

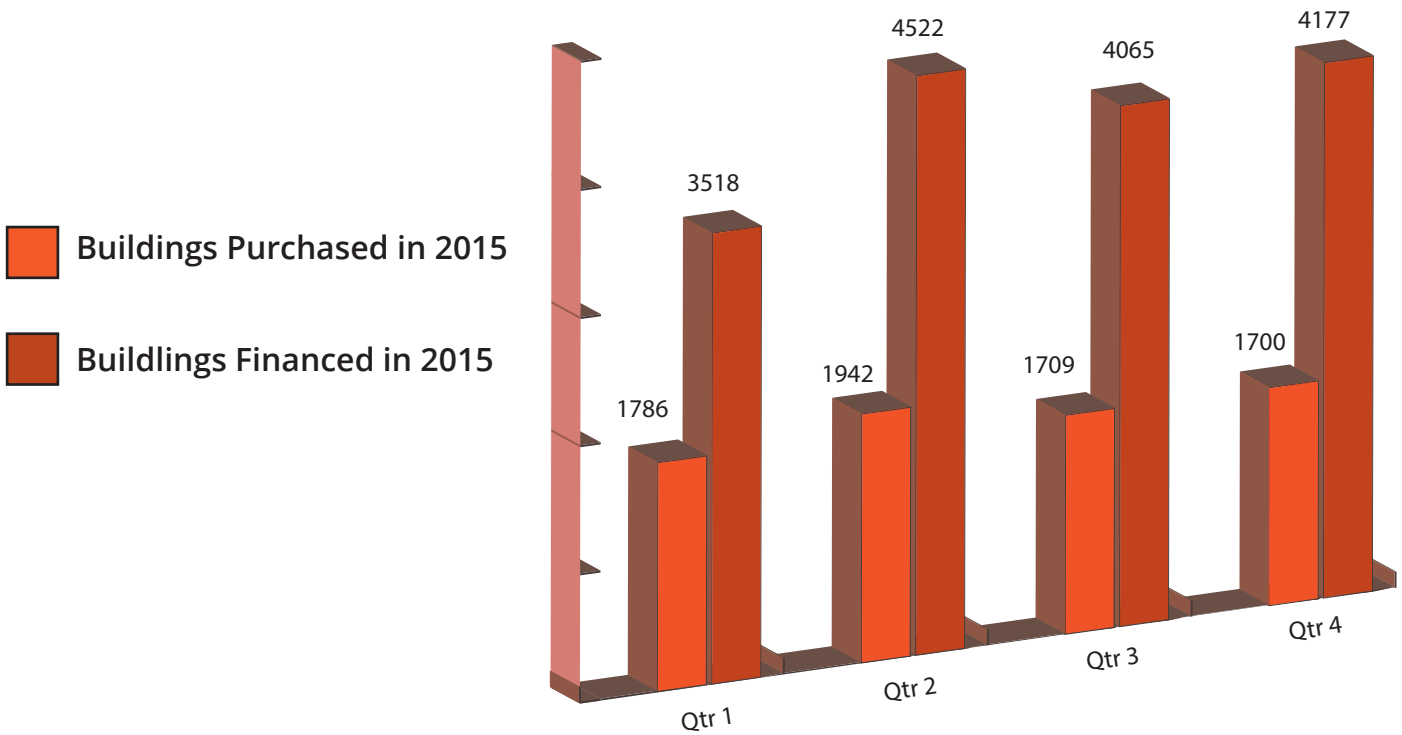
# PULSE OF THE 2015 Market

Real time Market Statistics for the  
Commercial Real Estate and Financing industry

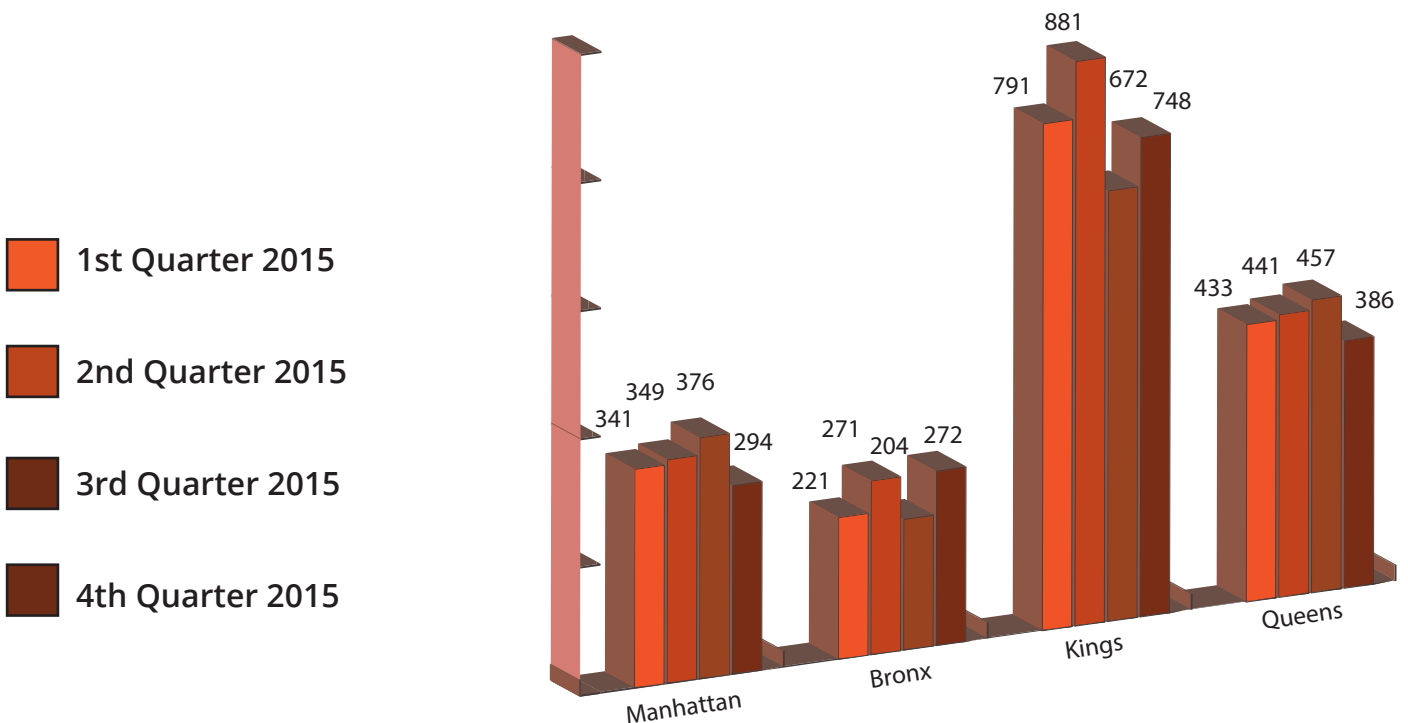
## Quarter to Quarter Comparisons

Q1 (Jan 1 - Mar 31)    Q2 (Apr 1 - Jun 30)  
Q3 (Jul 1 - Sep 30)    Q4 (Oct 1 - Dec 31)

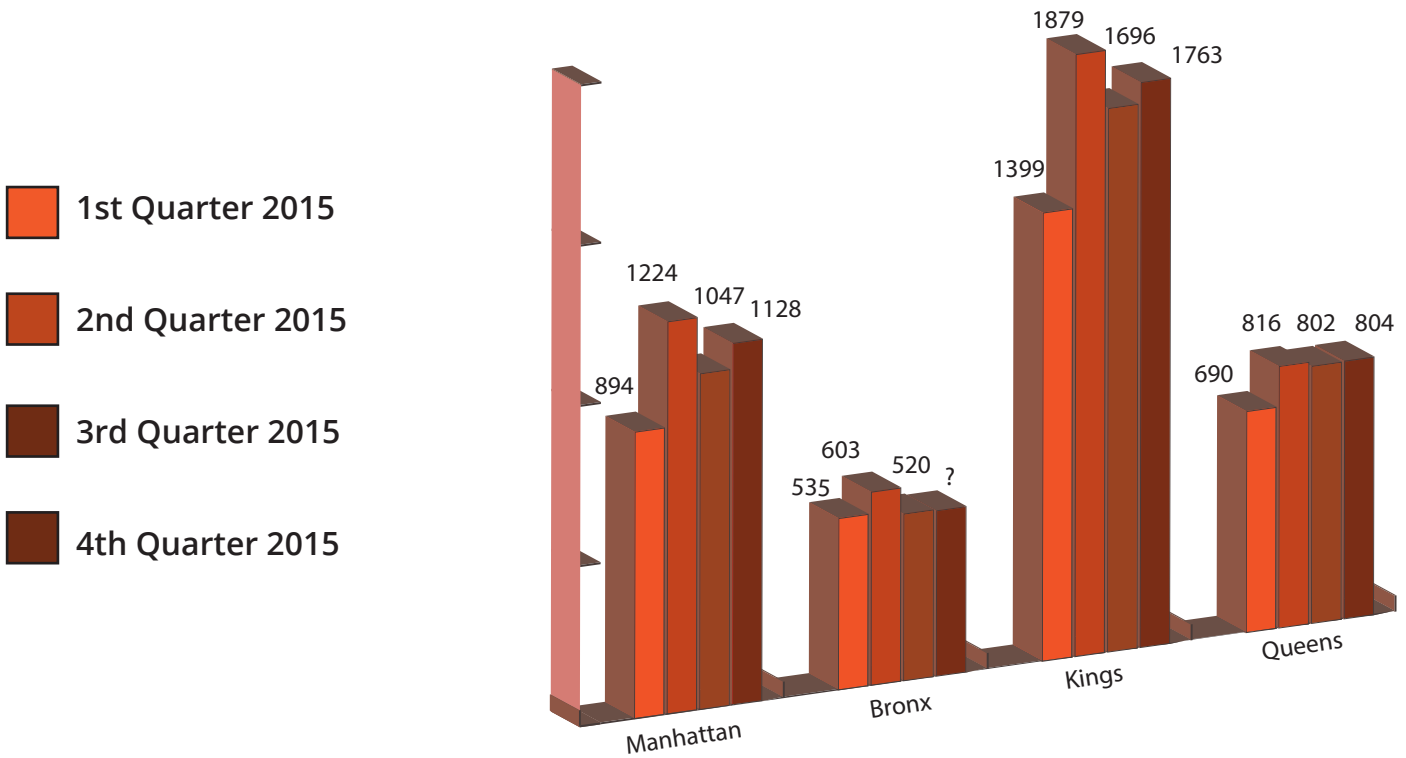
## SALES VS. FINANCING TOTALS



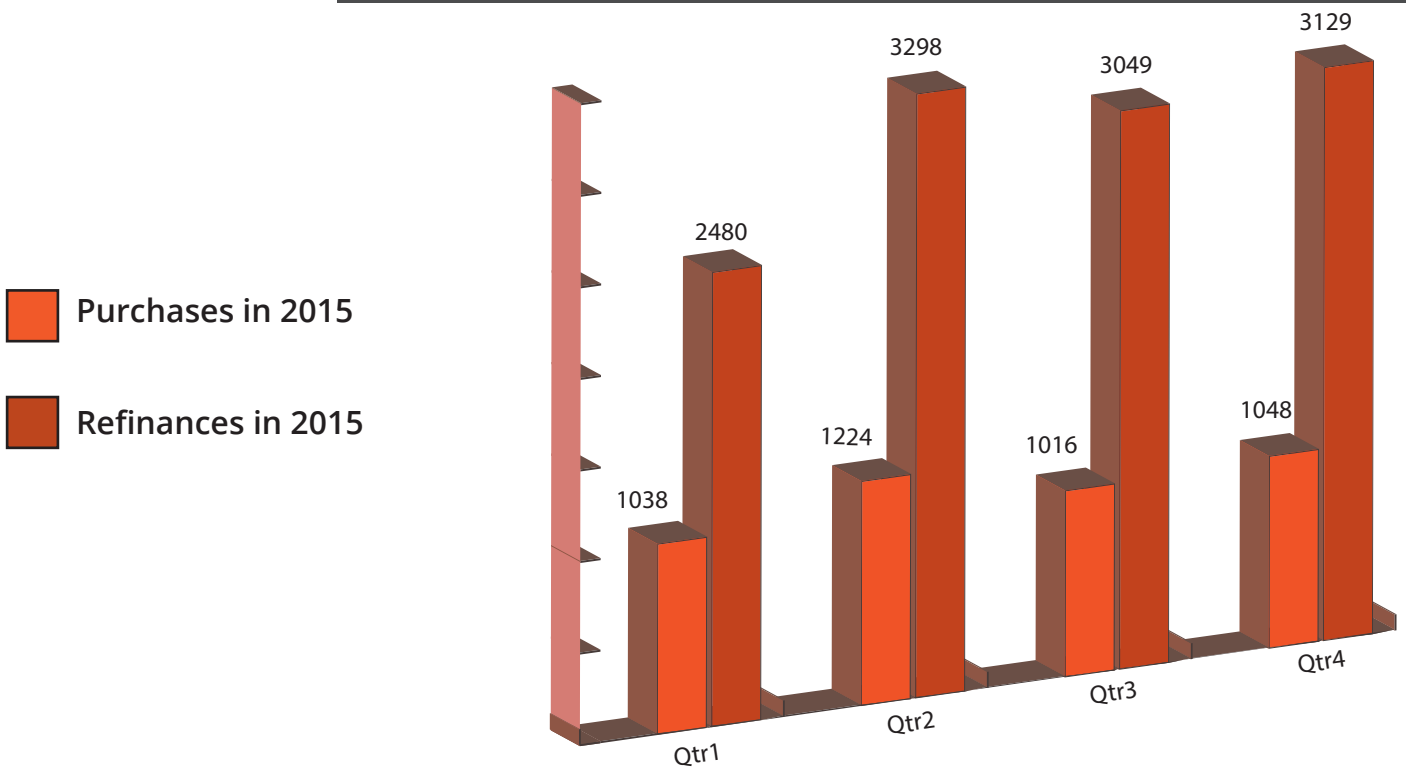
## SALES BY BOROUGH



## FINANCING BY BOROUGH

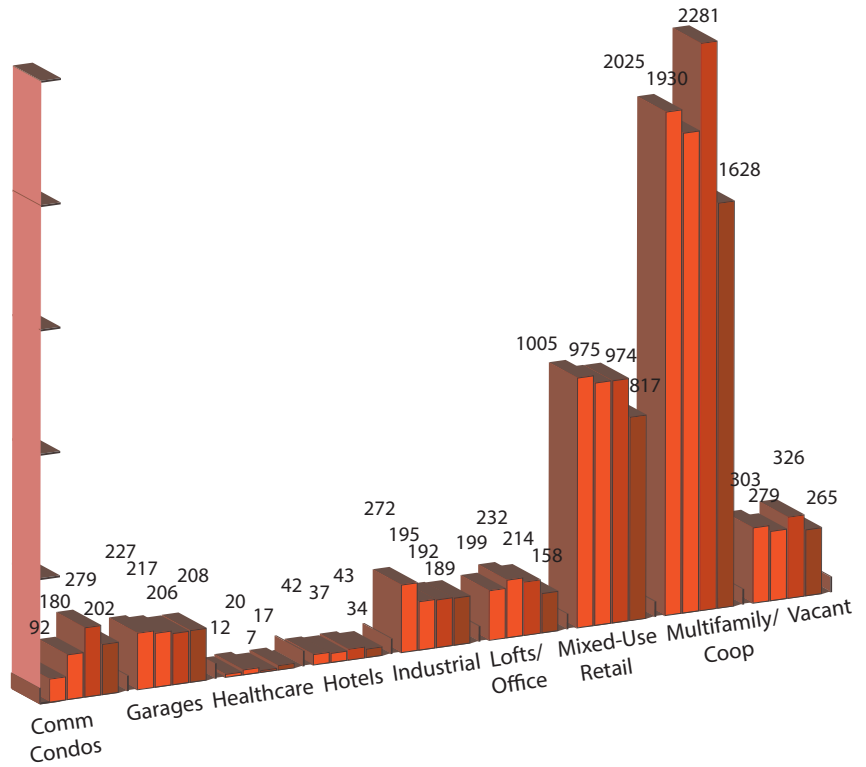
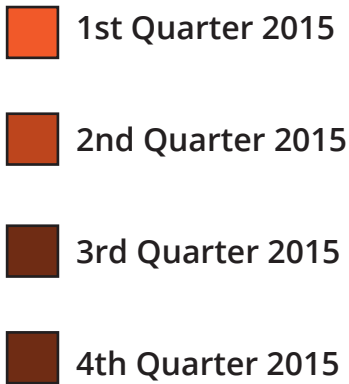


## PURCHASES VS. REFINANCES

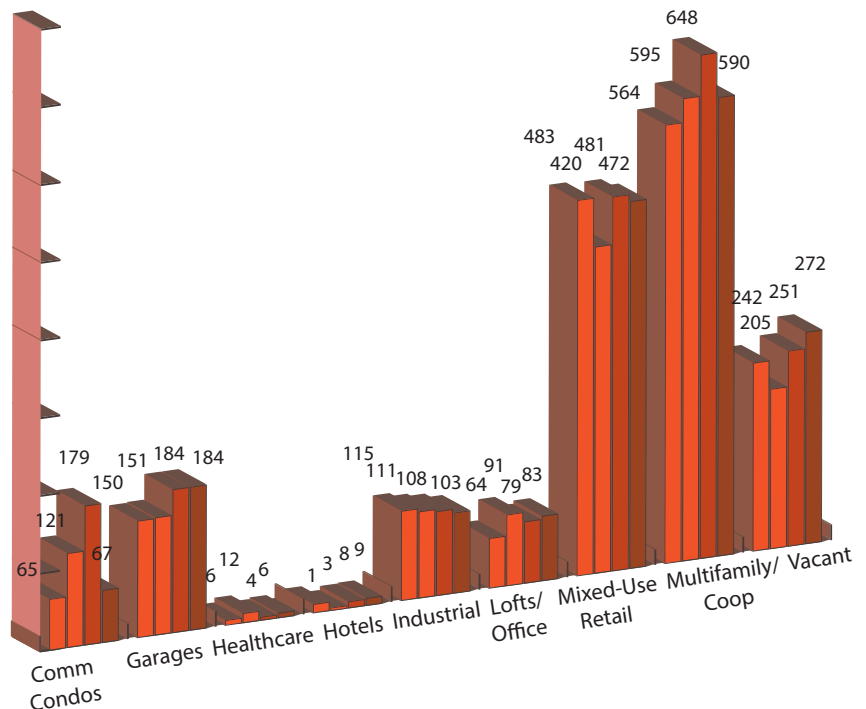
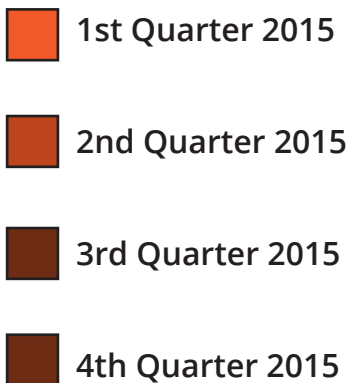




## FINANCING BY PROPERTY TYPE



## PURCHASES VS. REFINANCES



## TOP 10 LENDERS: ANNUAL

LENDER	# DEALS
SIGNATURE BANK	1342
NEW YORK COMMUNITY BANK	1174
JP MORGAN CHASE	1056
INVESTORS BANK	478
DIME SAVINGS BANK OF WILLIAMSBURGH	458
FLUSHING BANK	439
CAPITAL ONE	332
ASTORIA BANK	327
BANK UNITED	308
WELLS FARGO	260

1ST QUARTER 2015	LENDER	# DEALS
	SIGNATURE BANK	299
	NEW YORK COMMUNITY BANK	222
	JP MORGAN CHASE	215
	CITIBANK	116
	INVESTORS BANK	112
	ASTORIA BANK	103
	DIME SAVINGS BANK OF WILLIAMSBURGH	90
	FLUSHING BANK	80
	BANK UNITED	77
	CAPITAL ONE	69

2ND QUARTER 2015	LENDER	# DEALS
	NEW YORK COMMUNITY BANK	364
	SIGNATURE BANK	334
	JP MORGAN CHASE	290
	INVESTORS BANK	157
	DIME SAVINGS BANK OF WILLIAMSBURGH	132
	RCG LONGVIEW	94
	FLUSHING BANK	92
	BANK UNITED	90
	CAPITAL ONE	83
	ASTORIA BANK	80

3RD QUARTER 2015	LENDER	# DEALS
	JP MORGAN CHASE	294
	SIGNATURE BANK	290
	NEW YORK COMMUNITY BANK	260
	FLUSHING BANK	150
	INVESTORS BANK	105
	ASTORIA BANK	96
	DIME SAVINGS BANK OF WILLIAMSBURGH	96
	CAPITAL ONE	89
	BANK UNITED	75
	CUSTOMERS BANK	61

4TH QUARTER 2015	LENDER	# DEALS
	NEW YORK COMMUNITY BANK	262
	SIGNATURE BANK	229
	JP MORGAN CHASE	142
	DIME SAVINGS BANK OF WILLIAMSBURGH	113
	FLUSHING BANK	112
	ASTORIA BANK	92
	WELLS FARGO	91
	INVESTORS BANK	88
	CAPITAL ONE	77
	BANK UNITED	76

# MOST ACTIVE ZIPS: FINANCING

	1ST QUARTER 2015		2ND QUARTER 2015		3RD QUARTER 2015		4TH QUARTER 2015	
	ZIP	DEALS	ZIP	DEALS	ZIP	DEALS	ZIP	DEALS
MANHATTAN	10016	52	11213	56	10011	50	10002	69
	10009	49	11207	52	10003	50	10024	61
	10012	47	11206	49	10013	49	10001	53
	10013	45	11212	48	10012	48	10013	49
	10003	44	11205	43	10002	42	10003	49
	10027	40	11231	41	10031	42	10014	49
	10036	35	11217	40	10036	41	10012	44
	10011	34	11219	39	10010	41	10027	43
	10002	31	11218	38	10024	38	10028	42
	10019	31	11223	38	10001	37	10022	42

Most Active Manhattan Neighborhoods: Chelsea, Battery Park City, Chinatown, Gramercy, Upper East Side

BROOKLYN	11226	75	11201	139	11211	102	11237	97
	11211	73	11237	138	11237	94	11211	92
	11206	66	11226	102	11221	92	11221	86
	11237	62	11220	99	11226	87	11215	85
	11215	58	11211	95	11206	85	11207	82
	11221	56	11238	94	11216	85	11216	78
	11216	54	11216	86	11215	70	11226	73
	11201	54	11221	75	11201	73	11222	71
	11207	52	11222	65	11207	64	11238	70
	11233	45	11233	61	11222	62	11233	67

Most Active Brooklyn Neighborhoods: Bedford Stuyvesant, Brooklyn Heights, Greenpoint, Flatbush, Crown Heights North

QUEENS	11385	58	10002	59	11385	83	11385	74
	11101	49	10003	59	11355	54	11101	59
	11368	44	10025	55	11101	49	11368	46
	11373	33	10011	51	11354	38	11434	40
	11106	29	10027	51	11377	32	11377	35
	11103	29	10014	50	11368	32	11373	27
	11102	25	10009	43	11103	30	11355	26
	11432	21	10031	42	11106	25	11435	26
	11377	20	10013	42	11373	24	11372	25
	11434	19	10012	42	11102	21	11103	25

Most Active Queens Neighborhoods: Astoria, Glendale, Flushing, Elmhurst, Hollis

BRONX	10462	108	10458	81	10458	47	10458	38
	40458	39	10456	48	10467	41	10457	35
	10467	35	10467	45	10457	39	10467	34
	10468	32	10453	40	10452	37	10453	31
	10454	27	10468	35	10462	31	10459	31
	10465	24	10460	31	10461	28	10456	28
	10455	24	10452	30	10456	26	10452	27
	10461	21	10457	29	10468	26	10474	26
	10457	20	10454	28	10453	26	10460	25
	10463	20	10451	24	10460	25	10461	22

Most Active Manhattan Neighborhoods: Bedford, Hunts Point, Castle Hill, Fordham South, Belmont

# MOST ACTIVE ZIPS: SALES

	1ST QUARTER 2015		2ND QUARTER 2015		3RD QUARTER 2015		4TH QUARTER 2015	
	ZIP	DEALS	ZIP	DEALS	ZIP	DEALS	ZIP	DEALS
MANHATTAN	10016	33	11385	43	10010	30	10036	19
	10013	21	11101	28	10027	24	10022	18
	10011	19	11378	21	10026	23	10001	17
	10030	15	11368	18	10003	23	10002	17
	10009	15	11373	16	10032	21	10031	14
	10031	14	11435	16	10001	19	10009	14
	10036	14	11691	16	10031	16	10027	13
	10001	11	11377	15	10011	16	10019	12
	10128	11	11355	13	10019	15	10003	12
	10033	11	11432	12	10030	14	10013	12

Most Active Manhattan Neighborhoods: Chelsea, Gramercy, Battery Park City, Chinatown, Inwood

BROOKLYN	11207	36	11201	105	11226	41	11207	46
	11206	36	11216	49	11207	40	11221	38
	11226	35	11207	45	11201	35	11237	35
	11216	34	11238	44	11221	30	11233	33
	11237	33	11212	39	11211	29	11208	32
	11236	31	11221	36	11222	28	11211	31
	11211	29	11237	35	11215	27	11216	30
	11221	27	11233	31	11232	25	11238	28
	11220	26	11211	31	11219	23	11226	25
	11212	24	11226	30	11231	22	11215	25

Most Active Brooklyn Neighborhoods: Bedford Stuyvesant, Brooklyn Heights, East New York, Flatbush, Greenpoint

QUEENS	11385	34	11357	11	11385	31	11385	38
	11101	27	11418	10	11434	27	11377	20
	11373	20	11354	10	11101	24	11368	18
	11432	19	11694	10	11377	20	11103	15
	11368	18	11103	9	11354	19	11101	15
	11102	17	11102	9	11355	18	11435	14
	11422	14	11358	8	11373	16	11419	13
	11377	14	11106	8	11432	14	11355	11
	11106	13	11356	7	11435	13	11434	10
	11435	13	11434	6	11418	11	11433	9

Most Active Queens Neighborhoods: Astoria, Glendale, Hollis, Flushing, Elmhurst

BRONX	10458	22	10458	33	10458	21	10457	21
	10467	18	10474	20	10461	19	10459	19
	10454	15	10466	17	10467	16	10461	17
	10466	14	10456	17	10457	15	10458	17
	10468	13	10452	16	10456	13	10456	14
	10453	11	10460	15	10460	12	10467	13
	10461	11	10467	14	10466	10	10468	12
	10456	11	10454	13	10472	9	10452	12
	1047	11	10462	13	10455	9	10466	12
	10455	10	10457	12	10468	7	10472	12

Most Active Bronx Neighborhoods: Bedford Park, Hunts Point, Belmont, Fordham, Co-op City

## Commercial real estate data analytics, diligence, and sourcing in one simple platform.

At Actovia, we get what brokers want to see and how they want to see it. So, when we launched Actovia we assembled a system that offers maximum opportunity with minimum aggravation.

We offer mortgage info including expiration date, rate, prepayment penalty and rollover date. We include information on CMBS, FNMA, HUD, GNMA, Freddie and balance sheet lenders. We give you real owner names and phone numbers in an easy format so you can see their entire portfolio in one quick view. We currently serve NYC & NJ as well as a national CMBS database that includes real owner names & numbers.

### CONTACT ACTOVIA AT:

---

732.987.9870 Ext 102

[Jonathan@actoviany.com](mailto:Jonathan@actoviany.com)

---

Or check us out on the web at:

[www.actoviacmi.com](http://www.actoviacmi.com)

---

You have never seen something this good  
and our 500+ users can attest to that.