



FACTSHEETS // EXCHANGE TRADED FUNDS

Q 4 2 0 1 9

Inspire Global Hope ETF (BLES) invests into inspiring, biblically aligned large companies (\$5B+ market cap) from both the U.S. and around the world. BLES is managed according to biblically responsible investing standards seeking to create meaningful impact in the world and help investors align their investments to support biblical values.

WHY BLES?

- 1 Access to hundreds of inspiring, biblically aligned large companies from the U.S. and around the world.
- 2 Inspire donates 50% of management fee profits to support Christian ministry.
- 3 Use as primary holding of your portfolio to seek long-term growth.

GROWTH OF \$10,000 USD SINCE INCEPTION



The hypothetical growth of \$10,000 chart reflects a hypothetical investment and assumes reinvestment of dividends and capital gains. Fund expenses, including management fees and other expenses were deducted.

PERFORMANCE

	3 MO	6 MO	1YR	YTD	SINCE 2-28-17
NAV	9.83%	8.81%	27.90%	27.90%	9.61%
Market	9.98%	9.03%	28.35%	28.35%	9.63%

The performance quoted represents past performance and does not guarantee future results. Investment return and principal value of an investment will fluctuate so that an investor's shares, when sold or redeemed, may be worth more or less than the original cost. Current performance may be lower or higher than the performance quoted. Performance data current to the most recent month end may be obtained by visiting www.inspireETF.com.

Market Price returns are based upon the midpoint of the bid/ask spread at 4:00 p.m. ET when NAV is normally determined for most Inspire Funds, and do not represent the returns you would receive if you traded shares at other times.

KEY FACTS

Fund Launch	02/28/2017
Net Expense Ratio ²	0.61%
Gross Expense Ratio	0.62%
Benchmark	Inspire Global Hope Large Cap EW Index
# of Holdings	300
Net Assets	\$167,068,145.10
30 - Day SEC Yield ¹	1.81%
Ticker	BLES
CUSIP	66538H658
Exchange	NYSE Arca

MEASURE YOUR IMPACT

Inspire donates 50% or more of the net profits from management fees each year to Christian ministry. Here are the projects that Inspire has supported over the past year. *Note: Giving can and does change to meet changing ministry needs.*

2019 contributions impacted:

 Guatemala Church Built

 Pro Life Donations

 Clean Water Project

 Operation Shoeboxes

Find out more at inspireinvesting.com/impact

INSPIRE IMPACT SCORE

The Inspire Impact Score is an objective, rules-based scoring system which Inspire uses to identify the most inspiring, biblically aligned companies to invest in — the kind of companies that are blessings to their communities, customers, workforce and the world. The Inspire Impact Score rates a company on a scale of -100 to +100 in relation to how well the company aligns with biblical values, with +100 being the highest possible score.

Average Inspire Impact Score for BLES Holdings

45
inspire impact

*Inspire Impact Score does not guarantee positive investment performance. *Inspire Impact Score provided by inspireinsight.com as of 1/2/20*



INSPIRING COMPANY HIGHLIGHT

Xylem (ticker: XYL)

Xylem is a leading water technology company committed to "solving water" by creating innovative and smart technology solutions to meet the world's water, wastewater and energy needs.

Xylem's "Watermark Project" has the mission to provide and protect safe water resources for communities in need around the world and educate people about water issues.

As an investor in BLES, you are supporting and sharing in the revenues of this inspiring company working to provide clean water solutions to people in need around the world. That is what we call inspiring transformation! *Inspire Impact Score provided by inspireinsight.com as of 1/2/20



INSPIRING COMPANY HIGHLIGHT

Incyte (ticker: INCY)

Incyte is a leader in the fight against cancer. INCY is a science-led biopharmaceutical research company specializing in oncology [cancer treatment] product development and innovative medicines that are used worldwide.

Incyte's research and medicines help improve the quality of cancer patients' lives worldwide, and the Incyte Charitable Giving Foundation provides funds to help cancer patients and their families cope with their disease.

As an investor in BLES, you are supporting and sharing in the revenues of this inspiring company working to cure cancer and improve lives of cancer patients everywhere. That is what we call inspiring transformation! *Inspire Impact Score provided by inspireinsight.com as of 1/2/20

GEOGRAPHIC ALLOCATION

- International
- Emerging Markets
- United States

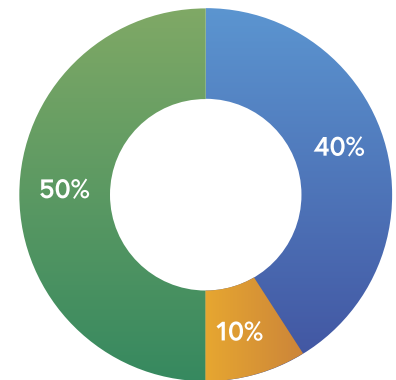


Chart references target allocation. Actual allocation will change along with underlying security values and is rebalanced to target quarterly.

Get biblical investing tips and insights today!

Subscribe to the Inspire newsletter at www.inspireinvesting.com



Inspire Global Hope ETF

Fact Sheet as of December 31, 2019



¹SEC Yield calculations are based on most recent Ex-Date. SEC Yield may include income, dividends, return of capital, or other distributions that are not considered short-term or long-term capital gains. Return of capital is considered a return of the investment principal and is not derived from net profits. Yield performance shown is unsubsidized and does not reflect fee waivers and/or expense reimbursements by the investment advisor to the fund resulting in a gross expense ratio.

²The Fund's adviser has contractually agreed to reduce its fees and/or absorb expenses of the Fund, until at least March 31, 2020, to ensure that total annual fund operating expenses after fee waiver and/or reimbursement will not exceed 0.61% of the Fund subject to possible recoupment from the Fund.

Important Risk Information:

Equity securities may fluctuate in value in response to the activities of individual companies and general market and economic conditions. While the shares of ETFs are tradable on secondary markets, they may not readily trade in all market conditions and may trade at significant discounts in periods of market stress. ETFs trade like stocks, are subject to investment risk, fluctuate in market value and may trade at prices above or below the ETFs net asset value. Brokerage commissions and ETF expenses will reduce returns. There is no guarantee that the Fund will achieve its objective. Securities in the Index or in the Fund's portfolio may underperform in comparison to the general securities markets or other asset classes. Investments in foreign securities could subject the Fund to greater risks including, currency fluctuation, economic conditions, and different governmental and accounting standards. **Before investing, consider the funds' investment objectives, risks, charges and expenses. To obtain a prospectus which contains this and other information, call 877.658.9473, or visit www.inspireetf.com. Read it carefully.** The Inspire ETFs are distributed by Northern Lights Distributors, LLC, Member FINRA/SIPC. Inspire and Northern Lights Distributors, LLC are not affiliated. Copyright © Inspire, 2020. All rights reserved.

Control Number: 3053-NLD-1/14/2020

Inspire 100 ETF (BIBL) invests into inspiring, biblically aligned large companies (\$20B+ market cap) in the U.S. It is market cap weighted and designed to be the core equity holding of a portfolio. BIBL is managed according to biblically responsible investing (BRI) standards seeking to create meaningful impact in the world and help investors align their investments to support biblical values.

WHY BIBL?

- 1 Access to one-hundred inspiring, biblically aligned large companies in the U.S.
- 2 Inspire donates 50% of management fee profits to support Christian ministry.
- 3 Use as primary holding of your portfolio to seek long-term growth.

GROWTH OF \$10,000 USD SINCE INCEPTION



The hypothetical growth of \$10,000 chart reflects a hypothetical investment and assumes reinvestment of dividends and capital gains. Fund expenses, including management fees and other expenses were deducted.

PERFORMANCE

	3 MO	6 MO	1YR	YTD	SINCE 10/31/17
NAV	9.72%	10.56%	29.70%	29.70%	11.12%
Market	9.71%	10.54%	29.23%	29.23%	11.17%

The performance quoted represents past performance and does not guarantee future results. Investment return and principal value of an investment will fluctuate so that an investor's shares, when sold or redeemed, may be worth more or less than the original cost. Current performance may be lower or higher than the performance quoted. Performance data current to the most recent month end may be obtained by visiting www.inspireETF.com.

Market Price returns are based upon the midpoint of the bid/ask spread at 4:00 p.m. ET when NAV is normally determined for most Inspire Funds, and do not represent the returns you would receive if you traded shares at other times.

¹Management fees include all fees from ETF advisory, sub-advisory, separately managed account management and all other sources of management fee income.

KEY FACTS

Fund Launch	10/31/2017
Net Expense Ratio ²	0.35%
Gross Expense Ratio	0.84%
Benchmark	Inspire 100 Index
# of Holdings	100
Net Assets	\$97,455,326.17
30 - Day SEC Yield	1.26%
Un-Subsidized SEC Yield ³	1.15%
Ticker	BIBL
CUSIP	66538H534
Exchange	NYSE Arca

MEASURE YOUR IMPACT

Inspire donates 50% or more of the net profits from management fees each year to Christian ministry. Here are the projects that Inspire has supported over the past year. *Note: Giving can and does change to meet changing ministry needs.*

2019 contributions impacted:

 Guatemala Church Built

 Pro Life Donations

 Clean Water Project

 Operation Shoebboxes

Find out more at inspireinvesting.com/impact

INSPIRE IMPACT SCORE

The Inspire Impact Score is an objective, rules-based scoring system which Inspire uses to identify the most inspiring, biblically aligned companies to invest in — the kind of companies that are blessings to their communities, customers, workforce and the world. The Inspire Impact Score rates a company on a scale of -100 to +100 in relation to how well the company aligns with biblical values, with +100 being the highest possible score.

Average Inspire Impact Score for BIBL Holdings

44
inspire impact

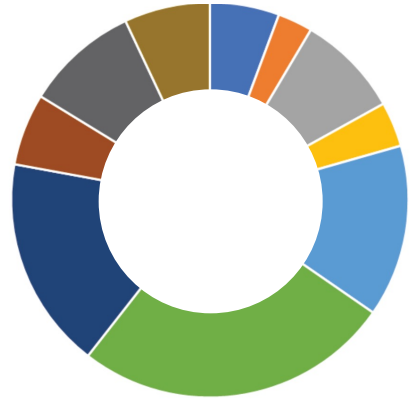
Inspire Impact Score does not guarantee positive investment performance. ^{}Inspire Impact Score provided by inspireinsight.com as of 1/2/20*



INSPIRING COMPANY HIGHLIGHT

Xylem (ticker: XYL)

TARGET SECTOR ALLOCATION



- Consumer Discretionary
- Energy
- Health Care
- Information Technology
- Real Estate
- Consumer Staples
- Financials
- Industrials
- Materials
- Utilities

Actual allocation will change along with underlying security values.

Get biblical investing tips and insights today!

Subscribe to the Inspire newsletter at www.inspireinvesting.com



INSPIRING COMPANY HIGHLIGHT

Honeywell International Inc (ticker: HON)

Honeywell International Inc. is an American multinational conglomerate company that produces commercial and consumer products, engineering services and aerospace systems.

Honeywell is committed to help increase the sustainable capacity of our world, is very involved in communities, and has a Honeywell Humanitarian Relief Fund (HHRF) to help victims of natural disasters, including earthquakes, tsunamis, fires, flooding and hurricanes.

As an investor in BIBL, you are supporting and sharing in the revenues of this inspiring company working to make your home safer and more energy efficient. That is what we call inspiring transformation! *Inspire Impact Score provided by inspireinsight.com as of 1/2/20



Inspire 100 ETF

Fact Sheet as of December 31, 2019



²The Fund's adviser has contractually agreed to reduce its fees and/or absorb expenses of the Fund, until at least March 31, 2020, to ensure that total annual fund operating expenses after fee waiver and/or reimbursement will not exceed 0.35% of the Fund subject to possible recoupment from the Fund.

³SEC Yield calculations are based on most recent Ex-Date. SEC Yield may include income, dividends, return of capital, or other distributions that are not considered short-term or long-term capital gains. Return of capital is considered a return of the investment principal and is not derived from net profits. Yield performance shown reflects fee waivers and/or expense reimbursements by the investment advisor to the fund resulting in a net expense ratio. Performance would have been lower without such waivers.

Important Risk Information:

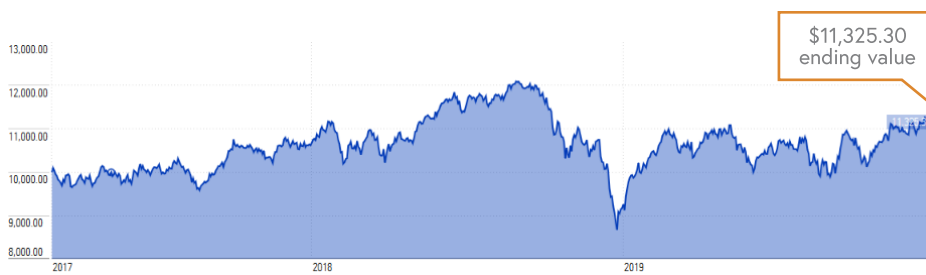
Equity securities may fluctuate in value in response to the activities of individual companies and general market and economic conditions. While the shares of ETFs are tradable on secondary markets, they may not readily trade in all market conditions and may trade at significant discounts in periods of market stress. ETFs trade like stocks, are subject to investment risk, fluctuate in market value and may trade at prices above or below the ETFs net asset value. Brokerage commissions and ETF expenses will reduce returns. There is no guarantee that the Fund will achieve its objective. Securities in the Index or in the Fund's portfolio may underperform in comparison to the general securities markets or other asset classes. **Before investing, consider the funds' investment objectives, risks, charges and expenses. To obtain a prospectus which contains this and other information, call 877.658.9473, or visit www.inspireetf.com. Read it carefully.** The Inspire ETFs are distributed by Northern Lights Distributors, LLC, Member FINRA/SIPC. Inspire and Northern Lights Distributors, LLC are not affiliated. Copyright © Inspire, 2020. All rights reserved. Control Number: 3055-NLD-1/14/2020

Inspire Small/Mid Cap Impact ETF (ISMD) invests into inspiring, biblically aligned small and mid-sized companies (\$1B-\$3.5B market cap) from the United States. ISMD is managed according to biblically responsible investing standards seeking to create meaningful impact in the world and help investors align their investments to support biblical values.

WHY ISMD?

- 1 Access to hundreds of inspiring, biblically aligned small and mid-sized companies in the United States.
- 2 Inspire donates 50% of management fee profits to support Christian ministry.
- 3 Use as primary holding of your portfolio to seek aggressive growth.

GROWTH OF \$10,000 USD SINCE INCEPTION



The hypothetical growth of \$10,000 chart reflects a hypothetical investment and assumes reinvestment of dividends and capital gains. Fund expenses, including management fees and other expenses were deducted.

PERFORMANCE

	3 MO	6 MO	1YR	YTD	SINCE 2/28/2017
NAV	7.60%	6.63%	24.43%	24.43%	6.66%
Market	7.72%	6.59%	24.79%	24.79%	6.69%

The performance quoted represents past performance and does not guarantee future results. Investment return and principal value of an investment will fluctuate so that an investor's shares, when sold or redeemed, may be worth more or less than the original cost. Current performance may be lower or higher than the performance quoted. Performance data current to the most recent month end may be obtained by visiting www.inspireETF.com.

Market Price returns are based upon the midpoint of the bid/ask spread at 4:00 p.m. ET when NAV is normally determined for most Inspire Funds, and do not represent the returns you would receive if you traded shares at other times.

¹Management fees include all fees from ETF advisory, sub-advisory, separately managed account management and all other sources of management fee income.

KEY FACTS

Fund Launch	02/28/2017
Net Expense Ratio ²	0.61%
Gross Expense Ratio	0.72%
Benchmark	Inspire Small/Mid Cap Impact EW Index
# of Holdings	501
Net Assets	\$89,092,195.31
30 - Day SEC Yield ¹	1.16%
Ticker	ISMD
CUSIP	66538H641
Exchange	NYSE Arca

MEASURE YOUR IMPACT

Inspire donates 50% or more of the net profits from management fees each year to Christian ministry. Here are the projects that Inspire has supported over the past year. *Note: Giving can and does change to meet changing ministry needs.*

2019 contributions impacted:

 Guatemala Church Built

 Pro Life Donations

 Clean Water Project

 Operation Shoebboxes

Find out more at inspireinvesting.com/impact

INSPIRE IMPACT SCORE

The Inspire Impact Score is an objective, rules-based scoring system which Inspire uses to identify the most inspiring, biblically aligned companies to invest in — the kind of companies that are blessings to their communities, customers, workforce and the world. The Inspire Impact Score rates a company on a scale of -100 to +100 in relation to how well the company aligns with biblical values, with +100 being the highest possible score.

**Average Inspire
Impact Score for
ISMD Holdings**

44
inspire impact

Inspire Impact Score does not guarantee positive investment performance. ^{}Inspire Impact Score provided by inspireinsight.com as of 1/2/20*



INSPIRING COMPANY HIGHLIGHT NextEra Energy, Inc (ticker: NEP)

NextEra Energy is the worlds largest producer of wind and solar energy. NextEra provides energy-related products and services to build energy infrastructure that drives economic growth and supports communities.

To NextEra Energy, being a sustainable company means respecting the environment, delivering outstanding customer value, supporting communities, and empowering their team and growing shareholder value.

As an investor in ISMD, you are supporting and sharing in the revenues of this inspiring company working to provide much needed clean and efficient energy across the globe. That is what we call inspiring transformation! *Inspire Impact Score provided by inspireinsight.com as of 1/2/20



INSPIRING COMPANY HIGHLIGHT Spark Therapeutics Inc (ticker: ONCE)

Spark Therapeutics is a fully integrated, commercial company committed to discovering, developing and delivering gene therapies, challenging the inevitability of genetic diseases, including blindness, hemophilia, lysosomal storage disorders and neurodegenerative diseases.

Their investigational therapies have the potential to provide long-lasting effects, dramatically and positively changing the lives of patients with conditions where no, or only palliative, therapies exist. Their initial focus is on treating orphan diseases.

As an investor in ISMD, you are supporting and sharing in the revenues of this inspiring company working to bring genetic diseases to an end. That is what we call inspiring transformation! *Inspire Impact Score provided by inspireinsight.com as of 1/2/20

MARKET CAPITALIZATION

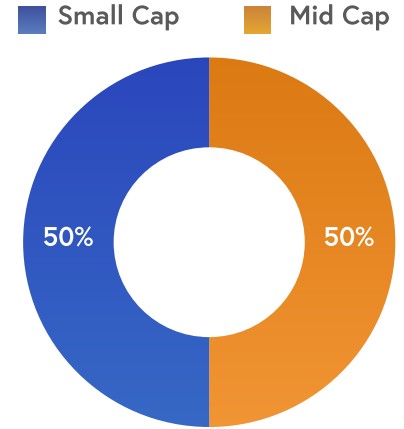


Chart represents allocation target of 50% small cap (\$1B-\$2B) and 50% mid-cap (\$2B-\$3.5B). Actual allocation will change with fluctuation of underlying securities and is rebalanced to target quarterly.

Get biblical investing tips and insights today!

Subscribe to the Inspire newsletter at www.inspireinvesting.com



Inspire Small/Mid Cap Impact ETF

Fact Sheet as of December 31, 2019



¹SEC Yield calculations are based on most recent Ex-Date. SEC Yield may include income, dividends, return of capital, or other distributions that are not considered short-term or long-term capital gains. Return of capital is considered a return of the investment principal and is not derived from net profits. Yield performance shown is unsubsidized and does not reflect fee waivers and/or expense reimbursements by the investment advisor to the fund resulting in a gross expense ratio.

²The Fund's adviser has contractually agreed to reduce its fees and/or absorb expenses of the Fund, until at least March 31, 2020, to ensure that total annual fund operating expenses after fee waiver and/or reimbursement will not exceed 0.60% of the Fund subject to possible recoupment from the Fund.

Important Risk Information:

Equity securities may fluctuate in value in response to the activities of individual companies and general market and economic conditions. While the shares of ETFs are tradable on secondary markets, they may not readily trade in all market conditions and may trade at significant discounts in periods of market stress. ETFs trade like stocks, are subject to investment risk, fluctuate in market value and may trade at prices above or below the ETFs net asset value. Brokerage commissions and ETF expenses will reduce returns. There is no guarantee that the Fund will achieve its objective. Securities in the Index or in the Fund's portfolio may underperform in comparison to the general securities markets or other asset classes. **Before investing, consider the funds' investment objectives, risks, charges and expenses. To obtain a prospectus which contains this and other information, call 877.658.9473, or visit www.inspireetf.com. Read it carefully.** The Inspire ETFs are distributed by Northern Lights Distributors, LLC, Member FINRA/SIPC. Inspire and Northern Lights Distributors, LLC are not affiliated. Copyright © Inspire, 2020. All rights reserved. Control Number: 3062-NLD-1/15/2020

NYSE TICKER

WWJD

Inspire International ESG ETF



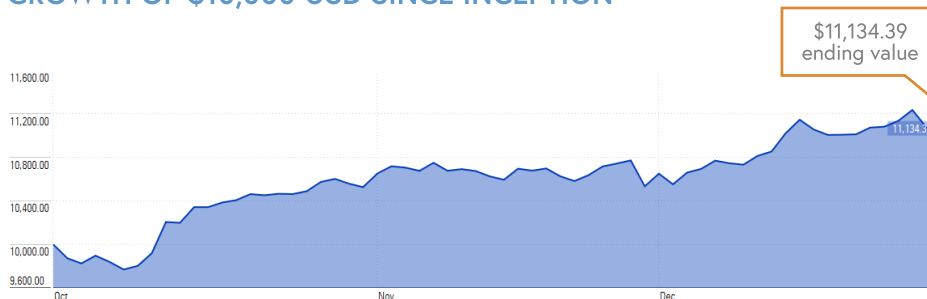
FACT SHEET AS OF DECEMBER 31, 2019

Inspire International ESG ETF tracks an index comprised of 150 inspiring, biblically aligned large cap companies outside of the United States, as measured by the Inspire Impact Score. Under normal circumstances, the Fund will be comprised of 80% international developed large-cap companies and 20% emerging markets large cap companies. Inspire defines "large cap" as a market capitalization of \$5B USD or greater. The Fund is equally weighted and rebalanced quarterly.

WHY WWJD?

- 1 Access to inspiring, biblically aligned large companies from around the world.
- 2 Inspire donates 50% of management fee profits to support Christian ministry.
- 3 Use as primary holding of your portfolio to seek long-term growth.

GROWTH OF \$10,000 USD SINCE INCEPTION



The hypothetical growth of \$10,000 chart reflects a hypothetical investment and assumes reinvestment of dividends and capital gains. Fund expenses, including management fees and other expenses were deducted.

PERFORMANCE

	3 MO	6 MO	1YR	YTD	SINCE 9/30/19
NAV	10.76%	N/A%	N/A%	N/A%	10.76%
Market	11.40%	N/A%	N/A%	N/A%	11.40%

The performance quoted represents past performance and does not guarantee future results. Investment return and principal value of an investment will fluctuate so that an investor's shares, when sold or redeemed, may be worth more or less than the original cost. Current performance may be lower or higher than the performance quoted. Performance data current to the most recent month end may be obtained by visiting www.inspireETF.com. Market Price returns are based upon the midpoint of the bid/ask spread at 4:00 p.m. ET when NAV is normally determined for most Inspire Funds, and do not represent the returns you would receive if you traded shares at other times.

KEY FACTS

Fund Launch	09/30/2019
Expense Ratio	0.80%
Benchmark	Inspire Global Hope Ex-US Index
# of Holdings	135
Net Assets	\$12,462,163.15
30 - Day SEC Yield ¹	1.00%
Ticker	WWJD
CUSIP	66538H419
Exchange	NYSE Arca

MEASURE YOUR IMPACT

Inspire donates 50% or more of the net profits from management fees each year to Christian ministry. Here are the projects that Inspire has supported over the past year. *Note: Giving can and does change to meet changing ministry needs.*

2019 contributions impacted:

- Guatemala Church Built
- Pro Life Donations
- Clean Water Project
- Operation Shoebboxes

Find out more at inspireinvesting.com/impact

INSPIRE IMPACT SCORE

The Inspire Impact Score is an objective, rules-based scoring system which Inspire uses to identify the most inspiring, biblically aligned companies to invest in — the kind of companies that are blessings to their communities, customers, workforce and the world. The Inspire Impact Score rates a company on a scale of -100 to +100 in relation to how well the company aligns with biblical values, with +100 being the highest possible score.

Average Inspire Impact Score for WWJD Holdings

80
inspire impact

*Inspire Impact Score does not guarantee positive investment performance. *Inspire Impact Score provided by inspireinsight.com as of 1/2/20*



INSPIRING COMPANY HIGHLIGHT Johnson Controls (ticker: JCI)

Johnson Controls is a global diversified technology and multi industrial leader serving a wide range of customers in more than 150 countries. They create intelligent buildings, efficient energy solutions and integrated infrastructure with a commitment to sustainability that dates back to their roots in 1885, with the invention of the first electric room thermostat.

From 2002 through 2017, they reduced their energy intensity by 47 percent and their greenhouse gas intensity by 41 percent.

As an investor in WWJD, you are supporting and sharing in the revenues of this inspiring company that is providing quality products with a positive impact. That is what we call inspiring transformation! *Inspire Impact Score provided by inspireinsight.com as of 1/2/20

GEOGRAPHIC ALLOCATION

- International
- Emerging Markets

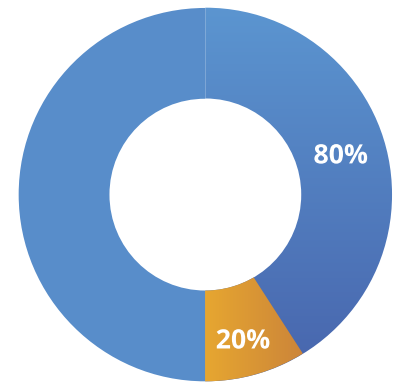


Chart references target allocation. Actual allocation will change along with underlying security values and is rebalanced to target quarterly.

Get biblical investing tips and insights today!

Subscribe to the Inspire newsletter at www.inspireinvesting.com



Inspire International ESG ETF

Fact Sheet as of December 31, 2019



¹SEC Yield calculations are based on most recent Ex-Date. SEC Yield may include income, dividends, return of capital, or other distributions that are not considered short-term or long-term capital gains. Return of capital is considered a return of the investment principal and is not derived from net profits. Yield performance shown is unsubsidized and does not reflect fee waivers and/or expense reimbursements by the investment advisor to the fund resulting in a gross expense ratio.

Important Risk Information:

Equity securities may fluctuate in value in response to the activities of individual companies and general market and economic conditions. While the shares of ETFs are tradable on secondary markets, they may not readily trade in all market conditions and may trade at significant discounts in periods of market stress. ETFs trade like stocks, are subject to investment risk, fluctuate in market value and may trade at prices above or below the ETFs net asset value. Brokerage commissions and ETF expenses will reduce returns. There is no guarantee that the Fund will achieve its objective. The portfolios number of holdings, percentage allocation and market capitalization are subject to change at any time. Securities in the Index or in the Fund's portfolio may underperform in comparison to the general securities markets or other asset classes. Investments in foreign securities could subject the Fund to greater risks including, currency fluctuation, economic conditions, and different governmental and accounting standards. **Before investing, consider the funds' investment objectives, risks, charges and expenses. To obtain a prospectus which contains this and other information, call 877.658.9473, or visit www.inspireetf.com. Read it carefully.** The Inspire ETFs are distributed by Northern Lights Distributors, LLC, Member FINRA/SIPC. Inspire and Northern Lights Distributors, LLC are not affiliated. Copyright © Inspire, 2020. All rights reserved. Control Number: 3061-NLD-1/15/2020

Inspire Corporate Bond Impact ETF (IBD) invests in the investment grade bonds of inspiring, biblically aligned large companies (\$5B+ market cap) from the United States. IBD is managed according to biblically responsible investing standards seeking to create meaningful impact in the world and help investors align their investments to support biblical values.

WHY IBD?

- 1 Access to investment grade bonds of inspiring, biblically aligned large companies in the United States.
- 2 Inspire donates 50% of management fee profits to support Christian ministry.
- 3 Use as primary bond holding of your portfolio to seek stable income.

GROWTH OF \$10,000 USD SINCE INCEPTION



The hypothetical growth of \$10,000 chart reflects a hypothetical investment and assumes reinvestment of dividends and capital gains. Fund expenses, including management fees and other expenses were deducted.

PERFORMANCE

	3 MO	6 MO	1YR	YTD	SINCE 7/10/2017
NAV	0.87%	2.26%	8.31%	8.31%	3.42%
Market	0.56%	1.78%	8.12%	8.12%	3.46%

The performance quoted represents past performance and does not guarantee future results. Investment return and principal value of an investment will fluctuate so that an investor's shares, when sold or redeemed, may be worth more or less than the original cost. Current performance may be lower or higher than the performance quoted. Performance data current to the most recent month end may be obtained by visiting www.inspireETF.com.

Market Price returns are based upon the midpoint of the bid/ask spread at 4:00 p.m. ET when NAV is normally determined for most Inspire Funds, and do not represent the returns you would receive if you traded shares at other times.

KEY FACTS

Fund Launch	07/10/2017
Net Expense Ratio ²	0.61%
Gross Expense Ratio	0.68%
Benchmark	Inspire Corporate Bond Impact Index
# of Holdings	143
Net Assets	\$118,122,482.43
30 - Day SEC Yield ¹	1.89%
Ticker	IBD
CUSIP	66538H633
Exchange	NYSE Arca

MEASURE YOUR IMPACT

Inspire donates 50% or more of the net profits from management fees each year to Christian ministry. Here are the projects that Inspire has supported over the past year. *Note: Giving can and does change to meet changing ministry needs.*

2019 contributions impacted:

 Guatemala Church Built

 Pro Life Donations

 Clean Water Project

 Operation Shoebboxes

Find out more at inspireinvesting.com/impact

INSPIRE IMPACT SCORE

The Inspire Impact Score is an objective, rules-based scoring system which Inspire uses to identify the most inspiring, biblically aligned companies to invest in — the kind of companies that are blessings to their communities, customers, workforce and the world. The Inspire Impact Score rates a company on a scale of -100 to +100 in relation to how well the company aligns with biblical values, with +100 being the highest possible score.

Average Inspire Impact Score for IBD Holdings

42
inspire impact

*Inspire Impact Score does not guarantee positive investment performance. *Inspire Impact Score provided by inspireinsight.com as of 1/2/20*



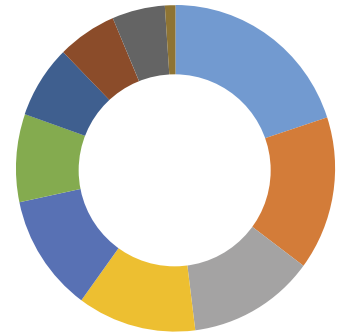
INSPIRING COMPANY HIGHLIGHT
Stanley Black and Decker (ticker: SWK)

Stanley Black and Decker is an American manufacturer of industrial tools & household hardware and provider of security products and locks founded in 1843.

Stanley Black and Decker is striving to be carbon positive by 2030, converting facilities to zero waste to landfill, donates tools to sustain tool-lending programs in response to emergencies, and donates 10% of revenue to fight global poverty.

That is what we call inspiring transformation! *Inspire Impact Score provided by inspireinsight.com as of 1/2/20

SECTOR ALLOCATION



- Real Estate
- Energy
- Utilities
- Industrials
- Health Care
- Consumer Discretionary
- Consumer Staples
- Information Technology
- Materials
- Financials

Chart references target allocation. Actual allocation will change along with underlying security values and is rebalanced to target quarterly.



INSPIRING COMPANY HIGHLIGHT
J.M. Smucker Company (ticker: SJM)

Smucker's brand name represents wholesome, midwestern values and embodies honesty, fairness and ethics. A sprawling global supply chain like Smucker's made of farmers growing fruit, vegetables, coffee, grains and other raw ingredients can be particularly susceptible to human trafficking issues. But Smucker's exercises exemplary diligence to ensure that their supply chain is free of human rights violations.

In particular, Smucker's requires direct suppliers to contractually agree not to employ children, prison labor, indentured labor, or bonded labor or to participate in human trafficking. In addition, using internal resources, Smucker's performs quality assurance audits on select suppliers, during which auditing personnel look for any evidence of human trafficking and slavery.

That is what we call inspiring transformation! *Inspire Impact Score provided by inspireinsight.com as of 1/2/20

Get biblical investing tips and insights today!

Subscribe to the Inspire newsletter at www.inspireinvesting.com



Inspire Corporate Bond Impact ETF

Fact Sheet as of December 31, 2019



¹SEC Yield calculations are based on most recent Ex-Date. SEC Yield may include income, dividends, return of capital, or other distributions that are not considered short-term or long-term capital gains. Return of capital is considered a return of the investment principal and is not derived from net profits. Yield performance shown is unsubsidized and does not reflect fee waivers and/or expense reimbursements by the investment advisor to the fund resulting in a gross expense ratio.

²The Fund's adviser has contractually agreed to reduce its fees and/or absorb expenses of the Fund, until at least March 31, 2020, to ensure that total annual fund operating expenses after fee waiver and/or reimbursement will not exceed 0.61% of the Fund subject to possible recoupment from the Fund.

Important Risk Information:

Equity securities may fluctuate in value in response to the activities of individual companies and general market and economic conditions. While the shares of ETFs are tradable on secondary markets, they may not readily trade in all market conditions and may trade at significant discounts in periods of market stress. ETFs trade like stocks, are subject to investment risk, fluctuate in market value and may trade at prices above or below the ETFs net asset value. Brokerage commissions and ETF expenses will reduce returns. There is no guarantee that the Fund will achieve its objective. Securities in the Index or in the Fund's portfolio may underperform in comparison to the general securities markets or other asset classes. **Before investing, consider the funds' investment objectives, risks, charges and expenses. To obtain a prospectus which contains this and other information, call 877.658.9473, or visit www.inspireetf.com Read it carefully.** The Inspire ETFs are distributed by Northern Lights Distributors, LLC, Member FINRA/SIPC. Inspire and Northern Lights Distributors, LLC are not affiliated. Copyright © Inspire, 2020. All rights reserved. Control Number: 3058-NLD-1/15/2020



INVEST IN WHAT MATTERS

Learn more @ www.inspireinvesting.com

There is no guarantee that the Inspire Funds will achieve their objective, generate positive returns, or avoid losses.

ETF shares are not redeemable with the issuing fund other than in large Creation Unit aggregations. Instead, investors must buy or sell ETF Shares in the secondary market with the assistance of a stockbroker. In doing so, the investor may incur brokerage commissions and may pay more than net asset value when buying and receive less than net asset value when selling. The Funds may focus their investments in securities of a particular industry to the extent the Index does. This may cause the Fund's net asset value to fluctuate more than that of a fund that does not focus in a particular industry.

The Funds are not actively managed and the Adviser will not sell shares of an equity security due to current or projected underperformance of a security, industry or sector, unless that security is removed from the Index or the selling of shares of that security is otherwise required upon a rebalancing of the Index as addressed in the Index methodology. Tracking error may occur because of imperfect correlation between the Fund's holdings of portfolio securities and those in the Index. The Fund's use of a representative sampling approach, if used, could result in its holding a smaller number of securities than are in the Index. To the extent the assets in the Funds are smaller, these risks will be greater.

Before investing, consider the funds' investment objectives, risks, charges and expenses. To obtain a prospectus which contains this and other information, call 877.658.9473, or visit <http://www.inspireetf.com>. Read it carefully. The Inspire ETFs are distributed by Northern Lights Distributors, LLC, Member FINRA/SIPC.

CWM Advisors, LLC dba Inspire and Northern Lights Distributors, LLC are not affiliated.
Control Number: 3077-NLD-1/17/2020