

Pulse of the Market

Real time Market Statistics for the Commercial Real Estate
and Financing industry

Brought to you by:

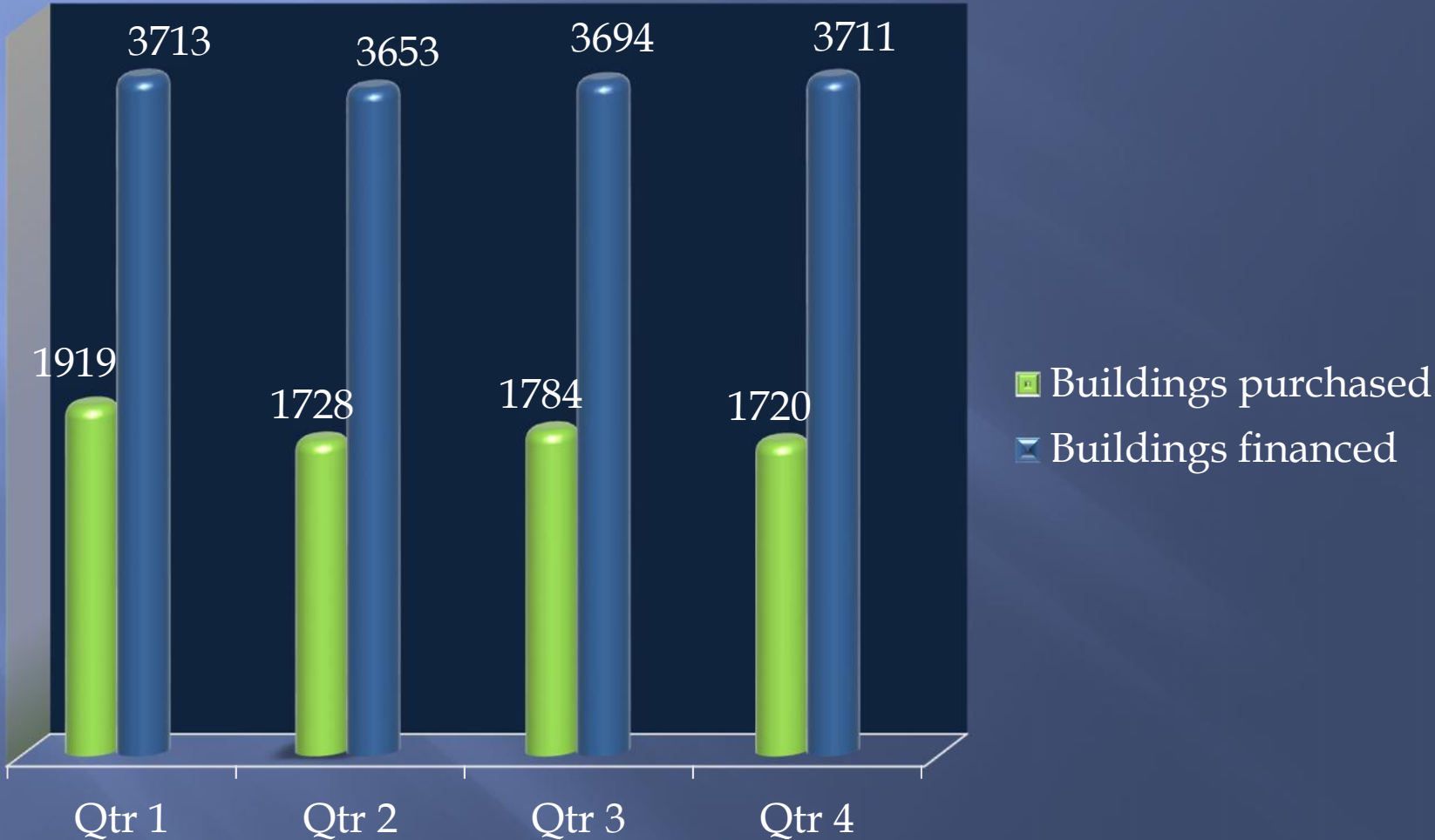


Quarter to Quarter Comparisons:
Quarter 1(11/13-1/31/14), Quarter 2 (2/1-
4/30/14) , quarter 3 (5/1-7/30/14) and
Quarter 4 (8/1-10/30/14)

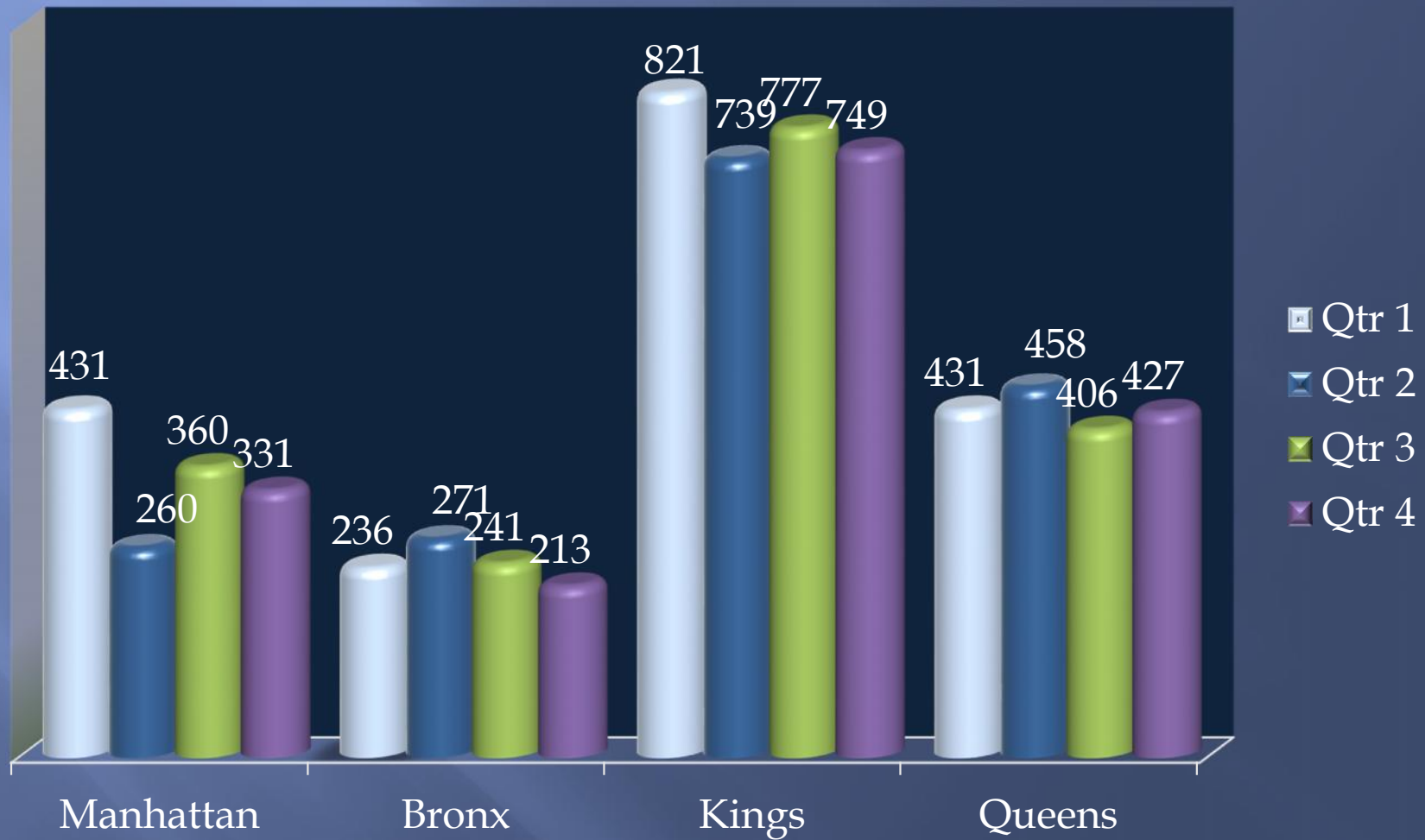


Commercial Mortgage Intelligence

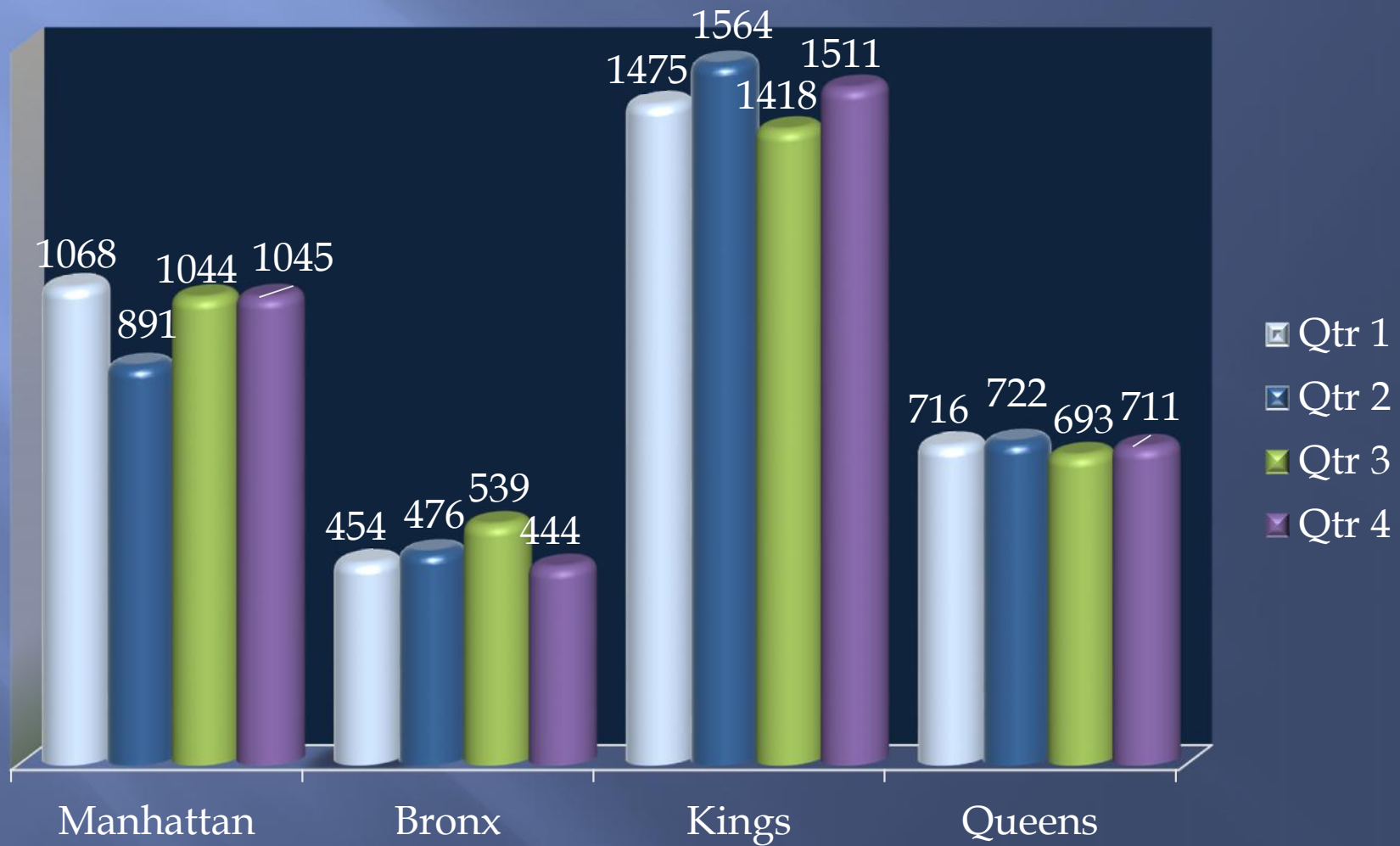
Sales vs. Financing Totals



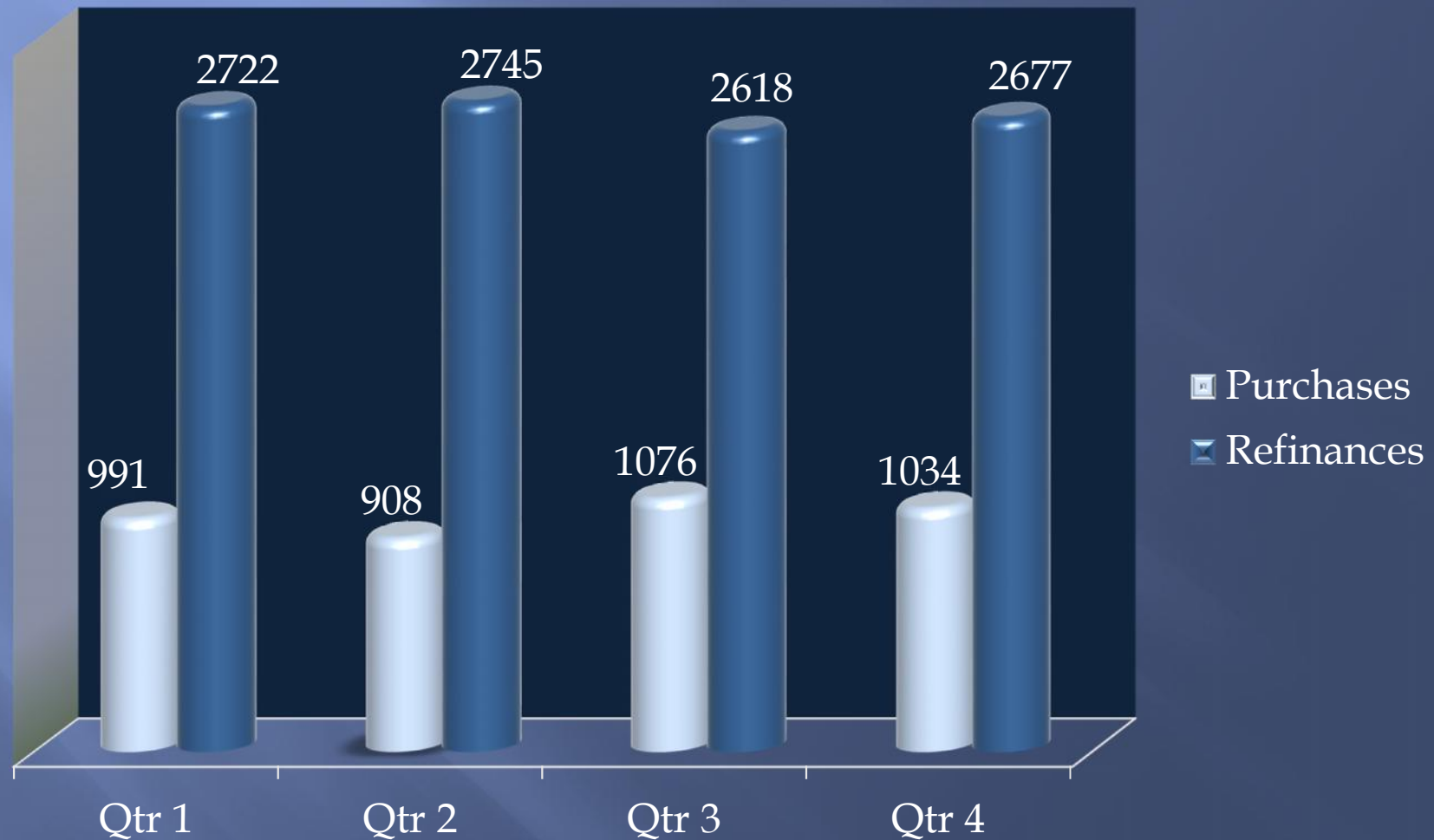
Sales by Borough



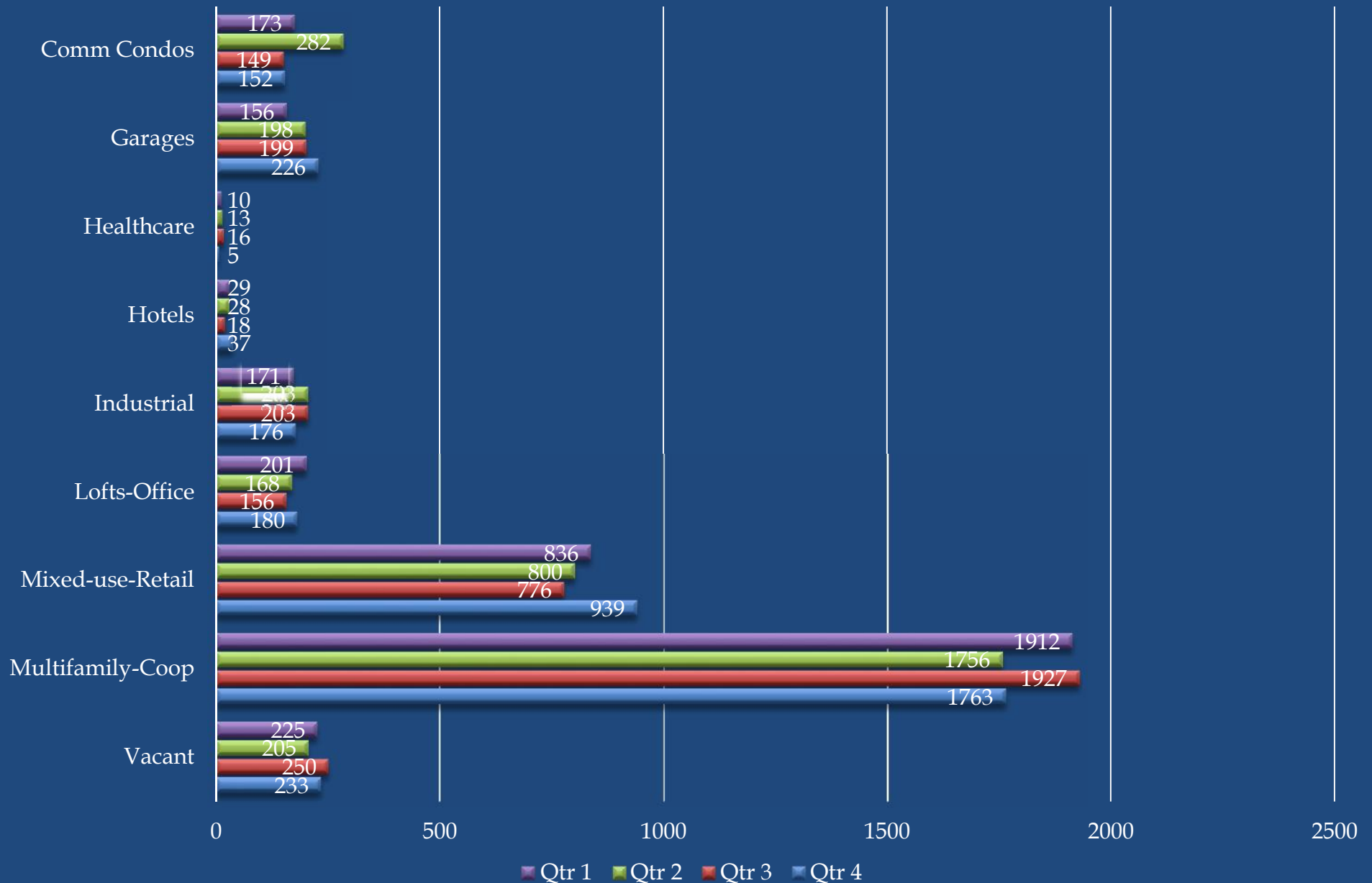
Financing by Borough



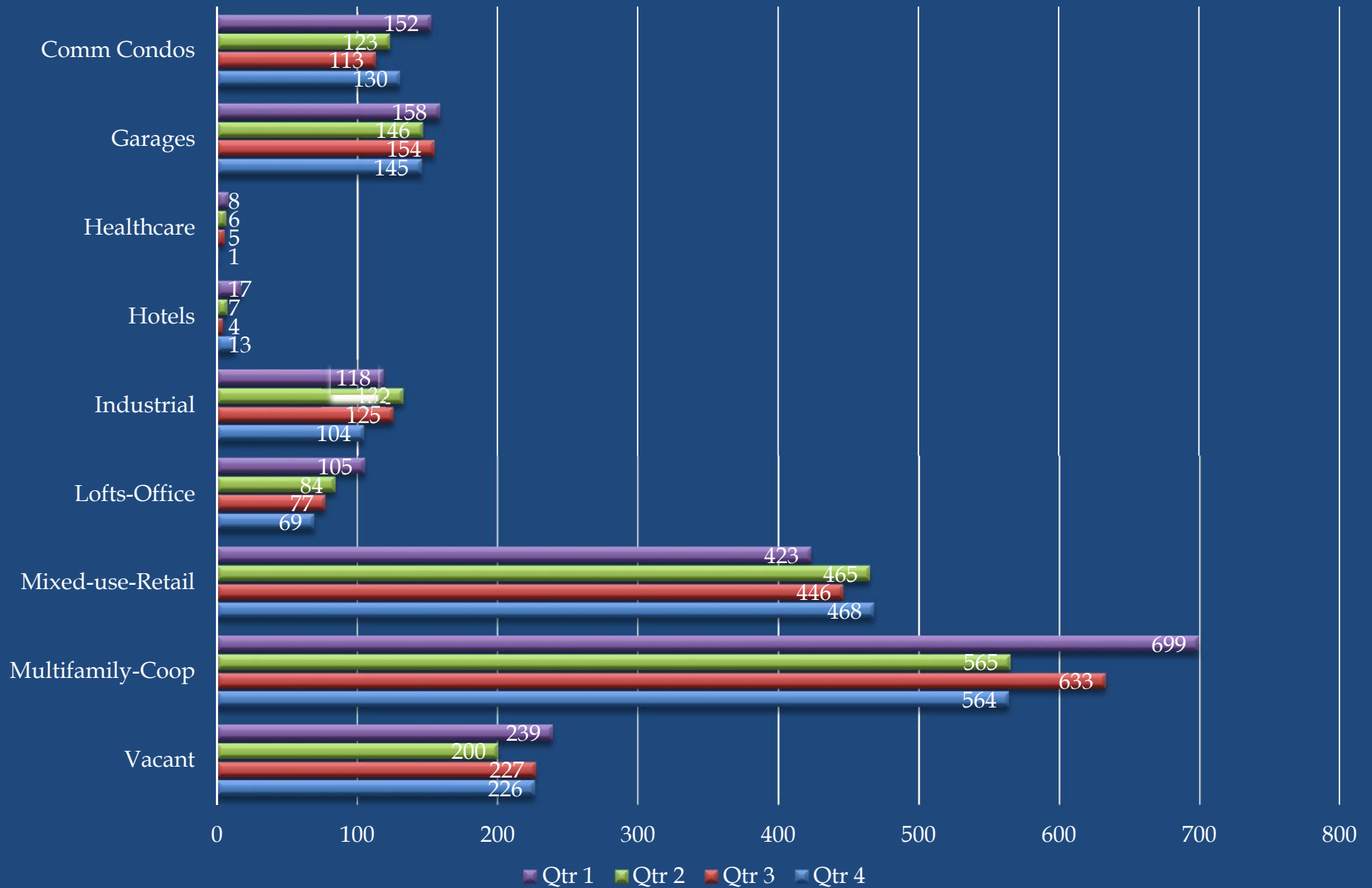
Refinances vs. Purchases



Financing by Property Type



Sales by Property Type



Top 10 Lenders : Quarter 1

| Lender | # Deals |
|------------------------------------|---------|
| Signature Bank | 294 |
| New York Community Bank | 288 |
| Investors Savings Bank | 192 |
| JP Morgan Chase | 184 |
| Flushing Savings Bank | 149 |
| Capital One | 119 |
| Astoria Federal Savings Bank | 104 |
| Dime Savings Bank Of Williamsburgh | 91 |
| People's United Bank | 79 |
| Wells Fargo | 72 |

Top 10 Lenders : Quarter 2

| Lender | # Deals |
|------------------------------------|---------|
| New York Community Bank | 533 |
| Private Lender | 452 |
| Signature Bank | 262 |
| JP Morgan Chase | 166 |
| Flushing Savings Bank | 115 |
| M & T | 109 |
| Astoria Federal Savings Bank | 99 |
| Customers Bank | 88 |
| Dime Savings Bank Of Williamsburgh | 87 |
| Capital One | 84 |

Top 10 Lenders : Quarter 3

| Lender | # Deals |
|------------------------------------|---------|
| New York Community Bank | 283 |
| Signature Bank | 252 |
| JP Morgan Chase | 185 |
| Capital One | 121 |
| Customers Bank | 112 |
| Astoria Federal Savings Bank | 101 |
| Flushing Savings Bank | 99 |
| Investors Savings Bank | 98 |
| M & T | 71 |
| Dime Savings Bank Of Williamsburgh | 70 |

Top 10 Lenders : Quarter 4

| Lender | # Deals |
|------------------------------------|---------|
| New York Community Bank | 262 |
| Signature Bank | 229 |
| JP Morgan Chase | 142 |
| Dime Savings Bank Of Williamsburgh | 113 |
| Flushing Savings Bank | 112 |
| Astoria Federal Savings Bank | 92 |
| Wells Fargo | 91 |
| Investors Savings Bank | 88 |
| Capital One | 77 |
| Bank United | 76 |

Most Active Manhattan Zips: Financing

| Q1-Zips | Q1 deals | Q2 Zips | Q2 deals | Q3 Zips | Q3 deals | Q4 Zips | Q4 deals |
|---------|----------|---------|----------|---------|----------|---------|----------|
| 10026 | 66 | 10029 | 114 | 10011 | 168 | 10011 | 220 |
| 10027 | 51 | 10003 | 80 | 10025 | 159 | 10032 | 208 |
| 10011 | 46 | 10011 | 80 | 10001 | 159 | 10001 | 184 |
| 10003 | 46 | 10035 | 74 | 10013 | 129 | 10025 | 176 |
| 10016 | 46 | 10024 | 68 | 10003 | 126 | 10027 | 172 |
| 10013 | 44 | 10013 | 68 | 10002 | 117 | 10016 | 160 |
| 10031 | 43 | 10019 | 66 | 10027 | 117 | 10031 | 152 |
| 10001 | 39 | 10025 | 64 | 10033 | 111 | 10002 | 152 |
| 10019 | 38 | 10014 | 64 | 10036 | 108 | 10019 | 152 |
| 10009 | 38 | 10028 | 64 | 10009 | 105 | 10013 | 144 |
| 10024 | 38 | 10001 | 64 | 10031 | 105 | | |
| 10026 | 66 | 10036 | 64 | | | | |

Most Active Manhattan Neighborhoods: Financing

- ▣ Neighborhoods with the greatest growth in financing quarter over quarter were
 - ❖ Chelsea, Clinton, Midtown (10001, 10011, 10019)
 - ❖ Chinatown-East Village (10003, 10009)
 - ❖ Morningside Heights/Hamilton Heights (10027,10031)

Most Active Brooklyn Zips: Financing

| Q1-Zips | Q1 deals | Q2 Zips | Q2 deals | Q3 Zips | Q3 deals | Q4 Zips | Q4 deals |
|---------|----------|---------|----------|---------|----------|---------|----------|
| 11237 | 129 | 11224 | 312 | 11211 | 291 | 11221 | 384 |
| 11211 | 98 | 11211 | 182 | 11206 | 240 | 11206 | 340 |
| 11215 | 84 | 11220 | 148 | 11221 | 228 | 11211 | 336 |
| 11238 | 79 | 11206 | 142 | 11226 | 201 | 11215 | 284 |
| 11222 | 68 | 11237 | 130 | 11237 | 198 | 11222 | 276 |
| 11201 | 67 | 11221 | 126 | 11216 | 195 | 11216 | 268 |
| 11221 | 66 | 11215 | 118 | 11222 | 180 | 11237 | 252 |
| 11206 | 58 | 11207 | 118 | 11233 | 165 | 11220 | 248 |
| 11226 | 57 | 11216 | 112 | 11231 | 165 | 11201 | 220 |
| 11207 | 57 | 11226 | 110 | 11220 | 165 | 11203 | 208 |
| 11237 | 129 | 11224 | 312 | 11211 | 291 | 11221 | 384 |
| 11211 | 98 | 11211 | 182 | 11206 | 240 | 11206 | 340 |

Most Active Brooklyn Neighborhoods: Financing

- ▣ Neighborhoods with the greatest growth in financing quarter over quarter were
 - ❖ Bedford Stuyvesant (11206, 11216, 11221)
 - ❖ Greenpoint & Williamsburg (11211, 11222)
 - ❖ Bushwick (11237)

Most Active Queens Zips: Financing

| Q1-Zips | Q1 deals | Q2 Zips | Q2 deals | Q3 Zips | Q3 deals | Q4 Zips | Q4 deals |
|---------|----------|---------|----------|---------|----------|---------|----------|
| 11385 | 55 | 11385 | 112 | 11368 | 180 | 11385 | 180 |
| 11101 | 54 | 11101 | 106 | 11101 | 117 | 11368 | 164 |
| 11102 | 47 | 11377 | 82 | 11385 | 111 | 11101 | 136 |
| 11103 | 40 | 11368 | 74 | 11103 | 93 | 11377 | 132 |
| 11368 | 38 | 11372 | 70 | 11435 | 87 | 11354 | 116 |
| 11377 | 34 | 11355 | 52 | 11377 | 84 | 11378 | 112 |
| 11354 | 31 | 11103 | 50 | 11354 | 78 | 11373 | 108 |
| 11432 | 23 | 11373 | 48 | 11102 | 72 | 11375 | 104 |
| 11373 | 21 | 11354 | 48 | 11355 | 69 | 11103 | 96 |
| 11355 | 19 | 11435 | 44 | 11373 | 60 | 11106 | 96 |
| 11385 | 55 | 11385 | 112 | 11368 | 180 | 11385 | 180 |
| 11101 | 54 | 11101 | 106 | 11101 | 117 | 11368 | 164 |

Most Active Queens Neighborhoods: Financing

- ▣ Neighborhoods with the greatest growth in financing quarter over quarter were
 - ❖ Astoria & Long Island City (11001, 11002, 11003)
 - ❖ Elmhurst / Corona (11368, 11373)
 - ❖ Ridgewood, Glendale & Middle Village (11385,11378)

Most Active Bronx Zips: Financing

| Q1-Zips | Q1 deals | Q2 Zips | Q2 deals | Q3 Zips | Q3 deals | Q4 Zips | Q4 deals |
|---------|----------|---------|----------|---------|----------|---------|----------|
| 10457 | 44 | 10468 | 98 | 10467 | 177 | 10458 | 192 |
| 10458 | 39 | 10458 | 96 | 10468 | 126 | 10460 | 156 |
| 10456 | 35 | 10460 | 80 | 10458 | 123 | 10468 | 140 |
| 10468 | 31 | 10456 | 68 | 10453 | 117 | 10467 | 124 |
| 10455 | 27 | 10462 | 64 | 10457 | 96 | 10461 | 96 |
| 10467 | 26 | 10467 | 56 | 10452 | 90 | 10457 | 96 |
| 10452 | 25 | 10452 | 46 | 10473 | 81 | 10451 | 84 |
| 10460 | 24 | 10453 | 46 | 10466 | 75 | 10459 | 80 |
| 10472 | 24 | 10457 | 44 | 10456 | 69 | 10456 | 72 |
| 10462 | 24 | 10455 | 36 | 10462 | 63 | 10462 | 72 |
| 10457 | 44 | 10461 | 36 | 10459 | 63 | 10453 | 72 |
| 10458 | 39 | 10468 | 98 | 10460 | 63 | 10452 | 72 |

Most Active Bronx Neighborhoods: Financing

- ▣ Neighborhoods with the greatest growth in financing quarter over quarter were
 - ❖ Bedford Park-Fordham North (10458, 10467, 10468)
 - ❖ Belmont-Claremont-Bathgate (10456,10460)
 - ❖ Morningside Heights/Hamilton Heights (10027,10031)

Most Active Manhattan Zips: Sales

| Q1-Zips | Q1 deals | Q2 Zips | Q2 deals | Q3 Zips | Q3 deals | Q4 Zips | Q4 deals |
|---------|----------|---------|----------|---------|----------|---------|----------|
| 10026 | 62 | 10013 | 36 | 10027 | 87 | 10030 | 92 |
| 10027 | 33 | 10031 | 28 | 10030 | 81 | 10027 | 92 |
| 10001 | 30 | 10028 | 24 | 10031 | 66 | 10032 | 76 |
| 10031 | 25 | 10035 | 24 | 10001 | 60 | 10026 | 60 |
| 10128 | 21 | 10011 | 22 | 10033 | 60 | 10011 | 56 |
| 10019 | 19 | 10026 | 22 | 10128 | 60 | 10016 | 56 |
| 10013 | 18 | 10001 | 20 | 10025 | 42 | 10029 | 52 |
| 10016 | 14 | 10027 | 20 | 10032 | 39 | 10019 | 52 |
| 10036 | 14 | 10065 | 20 | 10016 | 39 | 10022 | 52 |
| 10014 | 12 | 10018 | 18 | 10038 | 33 | 10031 | 48 |
| 10026 | 62 | 10019 | 18 | 10027 | 87 | 10030 | 92 |
| 10027 | 33 | 10013 | 36 | 10030 | 81 | 10027 | 92 |

Most Active Manhattan Neighborhoods: Sales

- ▣ Neighborhoods with the greatest growth in sales quarter over quarter were
 - ❖ Morningside Heights/Hamilton Heights (10027, 10031)
 - ❖ Central Harlem (10026)
 - ❖ Chelsea / Clinton / Midtown (10001,10011,10019)

Most Active Brooklyn Zips: Financing

| Q1-Zips | Q1 deals | Q2 Zips | Q2 deals | Q3 Zips | Q3 deals | Q4 Zips | Q4 deals |
|---------|----------|---------|----------|---------|----------|---------|----------|
| 11237 | 84 | 11207 | 90 | 11221 | 141 | 11233 | 180 |
| 11207 | 64 | 11211 | 66 | 11211 | 123 | 11203 | 172 |
| 11211 | 41 | 11206 | 66 | 11233 | 114 | 11211 | 140 |
| 11221 | 38 | 11201 | 64 | 11222 | 108 | 11206 | 132 |
| 11222 | 32 | 11226 | 64 | 11214 | 99 | 11221 | 112 |
| 11220 | 30 | 11215 | 64 | 11237 | 96 | 11201 | 112 |
| 11238 | 30 | 11233 | 62 | 11216 | 96 | 11215 | 112 |
| 11206 | 29 | 11221 | 60 | 11229 | 87 | 11231 | 108 |
| 11226 | 28 | 11213 | 58 | 11238 | 87 | 11237 | 108 |
| 11208 | 26 | 11205 | 56 | 11206 | 87 | 11216 | 108 |
| 11218 | 26 | | | 11226 | 81 | 11207 | 108 |
| 11205 | 26 | | | 11207 | 81 | | |

Most Active Brooklyn Neighborhoods: Sales

- ▣ Neighborhoods with the greatest growth in sales quarter over quarter were
 - ❖ Bedford Stuyvesant (11206,11216,11221)
 - ❖ Greenpoint & Williamsburg (11211,11222)
 - ❖ Brownsville (11233)

Most Active Queens Zips: Sales

| Q1-Zips | Q1 deals | Q2 Zips | Q2 deals | Q3 Zips | Q3 deals | Q4 Zips | Q4 deals |
|---------|----------|---------|----------|---------|----------|---------|----------|
| 11385 | 38 | 11368 | 106 | 11385 | 105 | 11385 | 148 |
| 11368 | 27 | 11385 | 78 | 11368 | 63 | 11101 | 112 |
| 11377 | 23 | 11101 | 48 | 11101 | 60 | 11368 | 92 |
| 11101 | 17 | 11103 | 40 | 11373 | 54 | 11377 | 88 |
| 11103 | 15 | 11691 | 34 | 11102 | 51 | 11378 | 76 |
| 11354 | 15 | 11418 | 30 | 11355 | 51 | 11354 | 60 |
| 11102 | 15 | 11432 | 28 | 11356 | 48 | 11102 | 60 |
| 11106 | 12 | 11373 | 28 | 11377 | 42 | 11423 | 52 |
| 11373 | 12 | 11355 | 26 | 11435 | 33 | 11367 | 52 |
| 11355 | 12 | 11378 | 24 | 11106 | 30 | 11419 | 44 |
| 11372 | 12 | | | 11414 | 27 | 11418 | 44 |
| 11368 | 106 | | | 11103 | 27 | 11373 | 44 |

Most Active Queens Neighborhoods: Sales

- ▣ Neighborhoods with the greatest growth in sales quarter over quarter were
 - ❖ Astoria & Long Island City (11101,11102,11103,11106)
 - ❖ Ridgewood, Glendale & Middle Village (11378,11385)
 - ❖ Elmhurst / Corona (11368,11373)

Most Active Bronx Zips: Sales

| Q1-Zips | Q1 deals | Q2 Zips | Q2 deals | Q3 Zips | Q3 deals | Q4 Zips | Q4 deals |
|---------|----------|---------|----------|---------|----------|---------|----------|
| 10458 | 27 | 10458 | 62 | 10458 | 66 | 10460 | 100 |
| 10460 | 26 | 10462 | 46 | 10457 | 54 | 10456 | 68 |
| 10457 | 18 | 10460 | 44 | 10456 | 42 | 10461 | 60 |
| 10462 | 12 | 10468 | 36 | 10468 | 39 | 10451 | 56 |
| 10453 | 12 | 10461 | 30 | 10473 | 36 | 10468 | 52 |
| 10452 | 12 | 10467 | 28 | 10461 | 36 | 10457 | 52 |
| 10468 | 11 | 10466 | 26 | 10455 | 33 | 10458 | 48 |
| 10455 | 10 | 10469 | 22 | 10467 | 30 | 10467 | 36 |
| 10456 | 10 | 10453 | 20 | 10453 | 30 | 10466 | 32 |
| 10474 | 10 | 10463 | 20 | 10466 | 30 | 10455 | 32 |
| 10458 | 27 | 10458 | 62 | 10458 | 66 | 10460 | 100 |
| 10460 | 26 | 10462 | 46 | 10457 | 54 | 10456 | 68 |

Most Active Bronx Neighborhoods: Sales

- ▣ Neighborhoods with the greatest growth in sales quarter over quarter were
 - ❖ Bedford Park-Fordham North (10458, 10467, 10468)
 - ❖ Belmont-Claremont-Bathgate (10456, 10460)
 - ❖ University Heights / Fordham (10453,10457)



Commercial Mortgage Intelligence

At Actovia we get what brokers want to see and how they want to see it. So when we launched Actovia we assembled a system that offers maximum opportunity with minimum aggravation. We offer mortgage info including expiration date, rate, prepayment penalty and rollover date. We include CMBS, FNMA, HUD, GNMA, Freddie & info from balance sheet lenders. We give you real owner names, phone numbers in an easy format so you can see their entire portfolio in one quick view. Take a look at the screen shots in the product section of our website. We are currently in the NYC market and shortly expanding to NJ-the whole state. You have never seen something this good and our 300+ users can attest to that.

Contact Jonathan Ingber at:

O: 732-987-9871

C: 908-247-8900

Jonathan@actovianyc.com

Or check us out on the web at:

www.actoviacmi.com