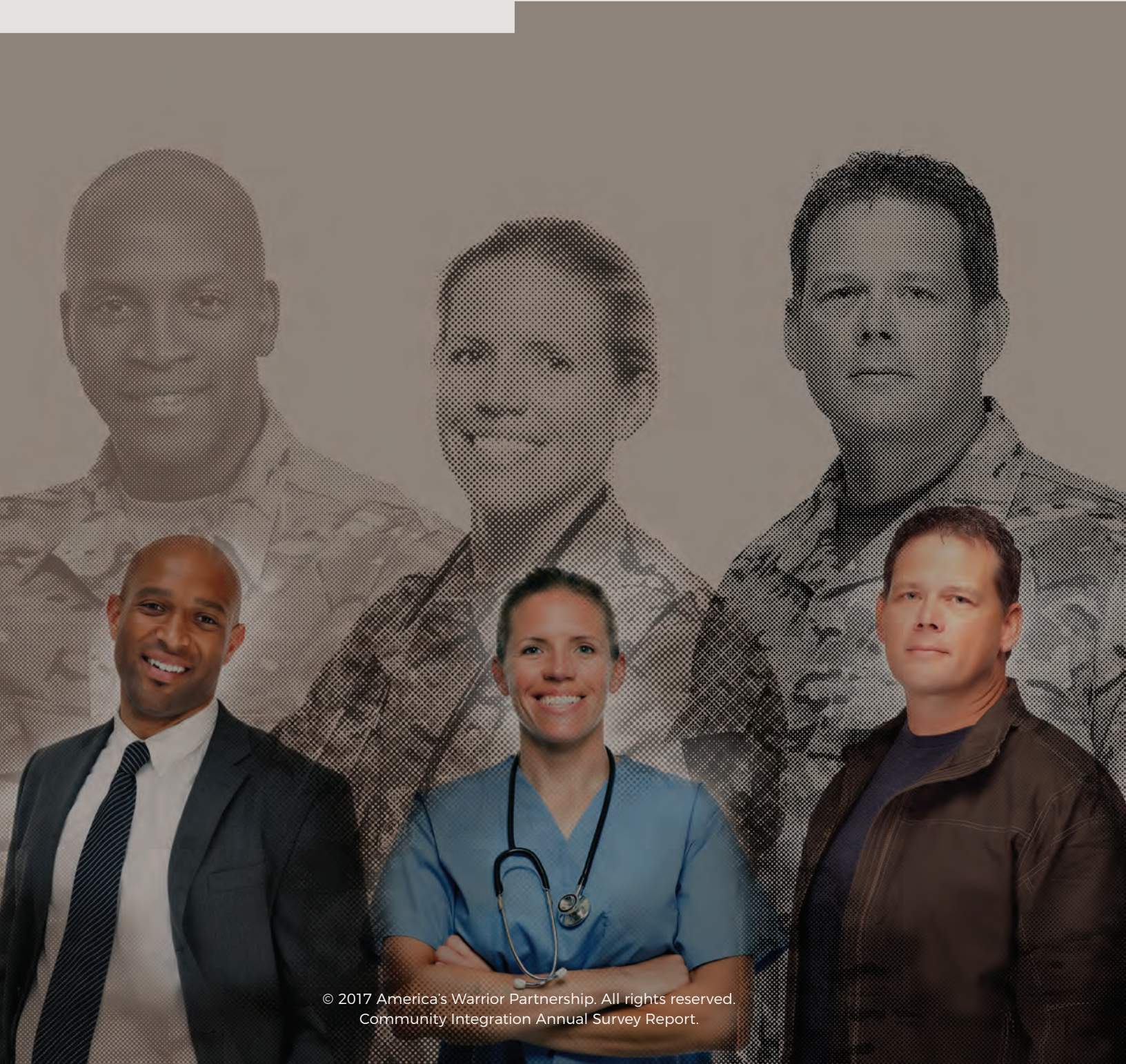




**AMERICA'S
WARRIOR
PARTNERSHIP**
EMPOWERING COMMUNITIES
TO EMPOWER VETERANS

COMMUNITY INTEGRATION

ANNUAL SURVEY REPORT 2017



OVERVIEW

America's Warrior Partnership is committed to empowering communities to empower veterans. We fill the gaps that exist between current veteran service organizations by helping nonprofits connect with the veterans, military members and families in need: bolstering their efficacy, improving their results and empowering their initiatives. America's Warrior Partnership is a force multiplier for warrior community integration that enhances communities where great Americans choose to live and contribute.

From city to city and town to town across America, there is no one organization or platform in place to ensure each unique veteran is fully and holistically supported. Each city, county and state is different; some are equipped to handle the return of hundreds and thousands of post-service veterans. In most places, however, scattered services are provided by disconnected agencies.

America's Warrior Partnership is the connection that brings local veteran-centric nonprofits together through coordination and collaboration, ensuring consistent information is obtained and relevant services are provided. We attack inefficiency and amplify the work of established nonprofits and government agencies. America's Warrior Partnership brings the necessary and unifying resources to communities and makes it easier for the men and women who served our nation to lead the lives they deserve.

Our Affiliates



Goodwill of Orange County's Tierney Center for Veteran Services is a global approach to serving veterans and their families, serving all veterans in Orange County, CA, including immediate family members, and military personnel and families.



Panhandle Warrior Partnership empowers warriors of Northwest Florida through a holistic program of community collaboration designed to connect warriors and their families to the local community through benefits, services, education, jobs, and housing.



Palmetto Warrior Connection empowers warriors and their families utilizing collaboration, advocacy and education by promoting relentless quality care in the Low Country of South Carolina



Upstate Warrior Solution, serving Greenville, and the upstate of South Carolina, connects warriors and their families to resources and opportunities, leads them through the process of self-empowerment, and inspires the community to embrace local warriors and their families as valued neighbors and friends.



Veterans One-stop Center of Western New York, Inc. (VOCWNY) is the area's premier, community-based, independent, nonprofit collaborative, offering U.S. veterans, service members, and their families the convenience of a barrier free One-stop Center in which to access a coordinated individualized suite of services for veterans.

The purpose of the survey was to ensure Community Integration is helping in every way possible and in ways that are meaningful to the warrior and their family. The survey was completely anonymous and warriors were given an option (upon completion of the survey) to provide contact information for a chance to win one of 5 \$100 gift cards. All contact information was kept separate from annual survey results ensuring responses were kept completely confidential.

EXECUTIVE SUMMARY

Community Integration, the signature program of America's Warrior Partnership, is a proven method that provides the tools and means to implement a fully customized program for any community that will be responsive to the veterans living in it. This program is designed to provide holistic care for both veterans and their families. This results in a multitude of benefits to the veterans and the organization implementing the program.

Each year, America's Warrior Partnership conducts a survey in order to measure a variety of factors relating with the Community Integration program and the veterans served. The results of the survey help us evaluate veterans' strengths, needs, growth and satisfaction while allowing us to make the respective programmatic and community adjustments. This year, the survey sample increased by nearly 58% more veterans, plus the respondents were more diversified by service status.

As a result of the 2016 survey, the affiliates (service providers) emphasized their efforts on increasing follow-up and enhancing communication as opposed to outreach. The percentage of veterans found through outreach decreased; thus, as a result of the follow-up campaign, there was a significant increase in the level of reported satisfaction, sense of wellbeing, and connectedness.

- Customer Satisfaction increased by 15%.
- 93% of veterans feel their community cares deeply about their wellbeing as opposed to last year which was 84%.
- There was an 8% increase in veterans' reporting feeling more connected, and 5% increase in those reporting their feeling more empowered.

The resources veterans seek are typically not the urgent assistance most would expect. The top six resources sought are: recreation; health benefits; connections with other veterans; employment; health services; and volunteer opportunities.

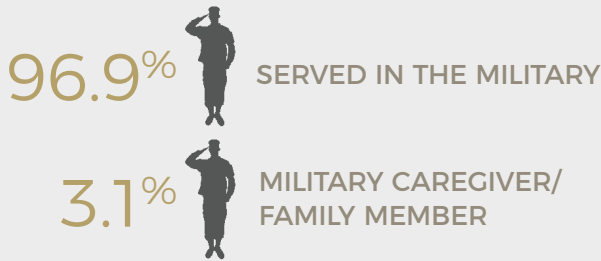
This year, America's Warrior Partnership added the Adult Hope Scale questions to the survey. The majority of the veterans scored as thriving adults. It is determined that more veterans who are seeking transportation, assistance with filing a VA Claim, and housing scored in the stuck (lower level of hope) category.

In the analysis of 2017 and the 2016 surveys, the level of veteran engagement continues to be low. As shown this report, approximately 60% of veterans feel there is a strong network of support for active military and veterans in their community while only 30% of veterans actively participate in community events.


America's Warrior Partnership's mission, empower communities to empower veterans, is one of active engagement between communities and veterans. Through a proper balance of outreach, follow-up, and continuous engagement, we strive to create communities where veterans choose to live. Through this insight, communities may create more opportunities for their veterans to connect with others through volunteerism and other means of active participation. A warrior who is actively engaged with their community often feels supported and more empowered in return.

DEMOGRAPHIC DETAILS

SURVEY DEMOGRAPHICS DETAILS



MILITARY SERVICE STATUS



GENDER



939 COMPLETED THE SURVEY*

*STATISTICALLY SIGNIFICANT, 95% CONFIDENCE LEVEL WITH A 3% MARGIN OF ERROR

COMMUNITY INTEGRATION/ PURPOSE FULFILLMENT

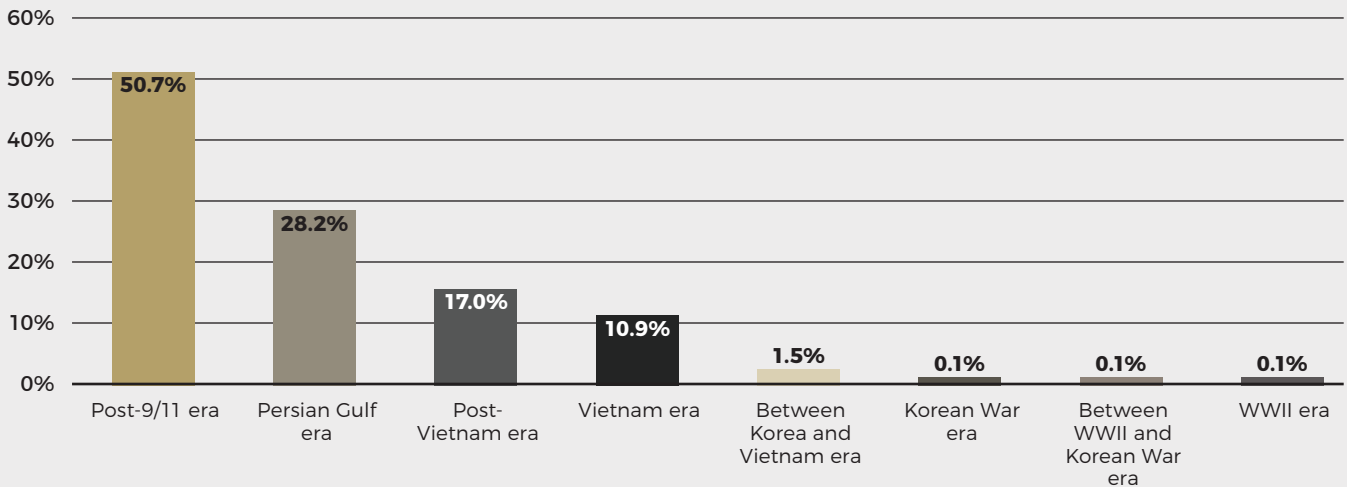
1 in 5 warriors engaged were only looking for either a connection to others, recreational activities or simply ways to continue serving in a civilian capacity through volunteerism.

3 in 5 WARRIORS ENGAGED FEEL A STRONG NETWORK OF SUPPORT.



36.8% expressed a need to be connected to a resource within their communities to help them overcome barriers or challenges they are currently experiencing.

ERA OF SERVICE



Nearly half of warriors (50%) engaged by Community Integration organizations have served during the Post-9/11 era and over a quarter of warriors (28%) engaged by Community Integration organizations have served during the Persian Gulf era. Only 12% or less identified as having served during the Vietnam era or before. Nearly 8% of warriors engaged served during more than one era.

AMERICA'S WARRIOR PARTNERSHIP APPROACH



OUTREACH
63%

VS.

WALK-INS
37%



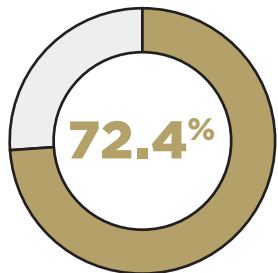
Of those who were engaged through outreach, **47%** were Post-9/11 and Persian Gulf veterans whereas **21%** were Post-Vietnam.

Through outreach you are more likely to engage with a veteran that is seeking access to education benefits, opportunities to connect with other military members, support for higher education, and volunteer opportunities.

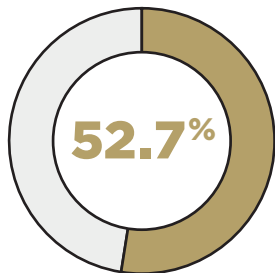
Of those who were walk-ins, **27%** were Post-9/11 and Persian Gulf veterans whereas **33%** were Post-Vietnam.

Through walk-ins you are more likely to engage with a veteran that is seeking access to employment, housing, transportation, enrolling in school, improved access to health benefits, short-term financial assistance, spiritual or mental health treatment, and filing a VA claim.

PERCEIVED COMMUNITY SUPPORT TO BEING AN ACTIVE PARTICIPANT IN THE COMMUNITY



of warriors that regularly participate in community events feel supported by the community



of warriors that do not participate in community events feel supported by the community

Warriors that participate in community events regularly are

1.3 times

more likely to feel supported by their community.

HOW MUCH SUPPORT DO WARRIORS NEED TO HAVE A SENSE OF WELLBEING?



0-3 Months

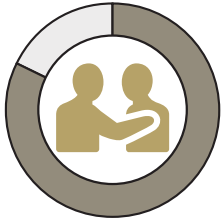


3+ Months

On average, nearly **20%** feel a sense of wellbeing within the first 3 months of engagement with a Community Integration organization. Warriors sense of wellbeing increased to **80%** after 3 months of engagement and having established a trusting relationship with the Community Integration organization.

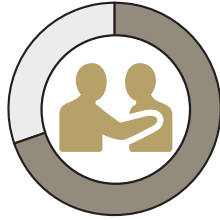
AMERICA'S WARRIOR PARTNERSHIP APPROACH

FREQUENCY OF ENGAGEMENT TO FEELING OF EMPOWERMENT*



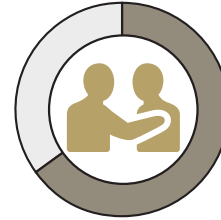
82.4%

of warriors engaged **once a week/a few times a week** feel empowered



69.8%

of warriors engaged **once a month/a few times a month** feel empowered



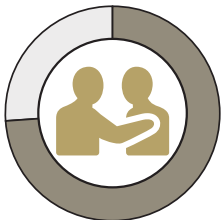
65.2%

of warriors engaged **a few times a year** feel empowered

Veterans that were engaged once a week or a few times a week are **17%** more likely to feel empowered by their community than ones who were engaged just a few times a year.

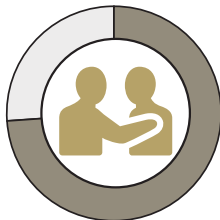
*Empowerment is defined as actions Community Integration organization has taken to empower the veteran.

FREQUENCY OF ENGAGEMENT TO FEELING CONNECTED*



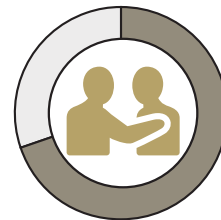
93.3%

of warriors engaged **once a week/a few times a week** feel connected



71.4%

of warriors engaged **once a month/a few times a month** feel connected



69.5%

of warriors engaged **a few times a year** feel connected

Veterans that were engaged once a week or a few times a week are **23%** more likely to feel connected to their community than ones who were engaged just a few times a year.

*Connected is defined as actions the Community Integration organization has taken to improve warrior connection.

COMMUNITY INTEGRATION PROGRESS REPORT

2017 STATISTICS:



93.0% Feel a Sense of Wellbeing

71.7% Feel More Connected

69.0% Feel Empowered

VS.

2016 STATISTICS:

83.6% Feel a Sense of Wellbeing

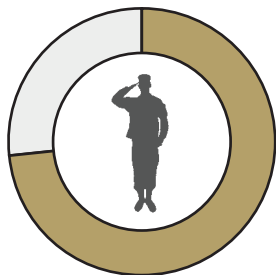
63.7% Feel More Connected

63.8% Feel Empowered

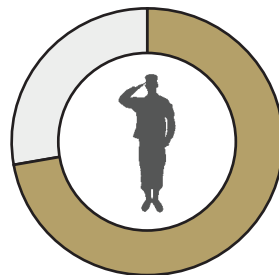
Men are more likely than women to feel connected from Community Integration. Women are more likely than men to feel a sense of wellbeing from Community Integration. They equally feel empowered.

AMERICA'S WARRIOR PARTNERSHIP APPROACH

COMMUNITY QUALITY OF LIFE

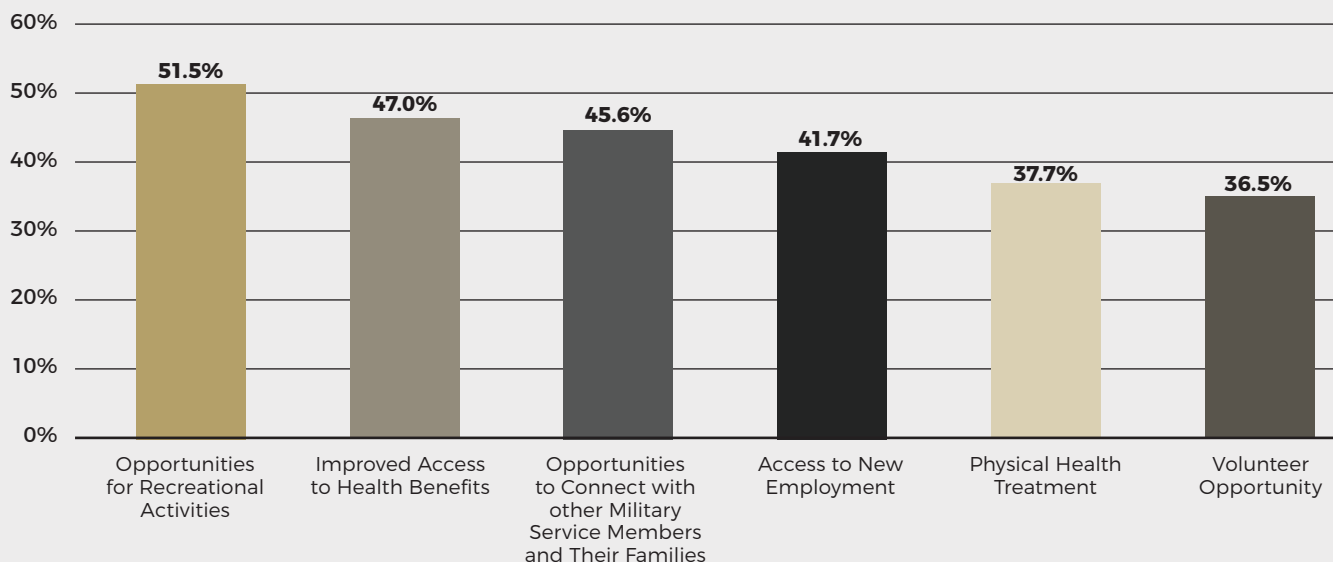


73.6%
of warriors feel they are able to adapt when changes occur



72.3%
of warriors tend to bounce back after illness, injury, or hardships

TOP 6 RESOURCES VETERANS ARE SEEKING



Veterans are mostly seeking access to networking opportunities, employment, and healthcare.

Women are more likely than men to be seeking classes on how to maintain strong financials, opportunities to connect with others, opportunities for recreation and access to housing. Men are more likely than women to be seeking improved access to health benefits (VA or non-VA).

SATISFACTION WITH COMMUNITY INTEGRATION ORGANIZATIONS



93.6%

Satisfied, Extremely Satisfied or Neutral

EXERCISE ROUTINE



62.3%
of warriors indicate
they exercise regularly.



Of those warriors,

51.8% exercise 2 hours or less a week

14.0% exercise between 2 and 2.5 hours a week

34.2% exercise more than 2.5 hours

WEIGHT



Female

Mean- **156.6 lbs.**

Standard Deviation- **21.8 lbs.**

Mode- **145 lbs.**



Male

Mean- **168.6 lbs.**

Standard Deviation- **14.7 lbs.**

Mode- **180 lbs.**

HEIGHT



Female

Mean- **5'4"**

Standard Deviation- **2.2"**

Mode- **5'4"**



Male

Mean- **5' 10"**

Standard Deviation- **2.9"**

Mode- **5' 9"**



EDUCATION STATUS



- 27.9%** High School Diploma or GED
- 12.6%** Business, Technical or Vocational School with Certificate or Diploma
- 22.0%** Associate's Degree
- 23.2%** Bachelor's Degree
- 12.3%** Master's Degree
- 2.0%** Professional or Doctorate Degree

EMPLOYMENT STATUS



- 40.1%** Employed Full-time
- 15.5%** Retired
- 13.0%** Unable to work due to injury or illness
- 12.7%** Unemployed
- 10.0%** Employed Part-time
- 7.6%** Full-time Student
- 1.1%** Able to work but choose not to

MONEY MANAGEMENT



72.2% of warriors indicate that they have a budget. Of those, **83.8%** regularly follow their budget.

46.8% of warriors have an emergency savings fund. Of those **37.5%** have 1-3 months saved and **50.7%** have four or more months of expenses saved while **11.8%** indicated they have less than 1 month of emergency savings.

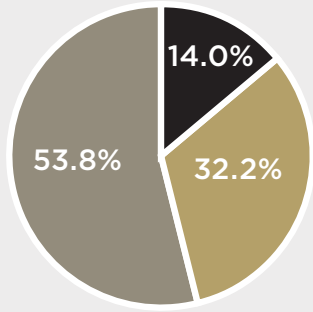
HOUSEHOLD



- 66.7%** support 2 people or less in their household
- 12.9%** support 3 people in their household
- 19.1%** support 4-6 people in their household
- 1.3%** support more than 6 people in their household

ADULT HOPE SCALE

VETERAN HOPE SCALE SCORE⁺⁺



- Stuck
- Struggling
- Thriving

Statistics:

Average Score: 50
 Max Score: 64
 Minimum Score: 8
 Standard Deviation: 11

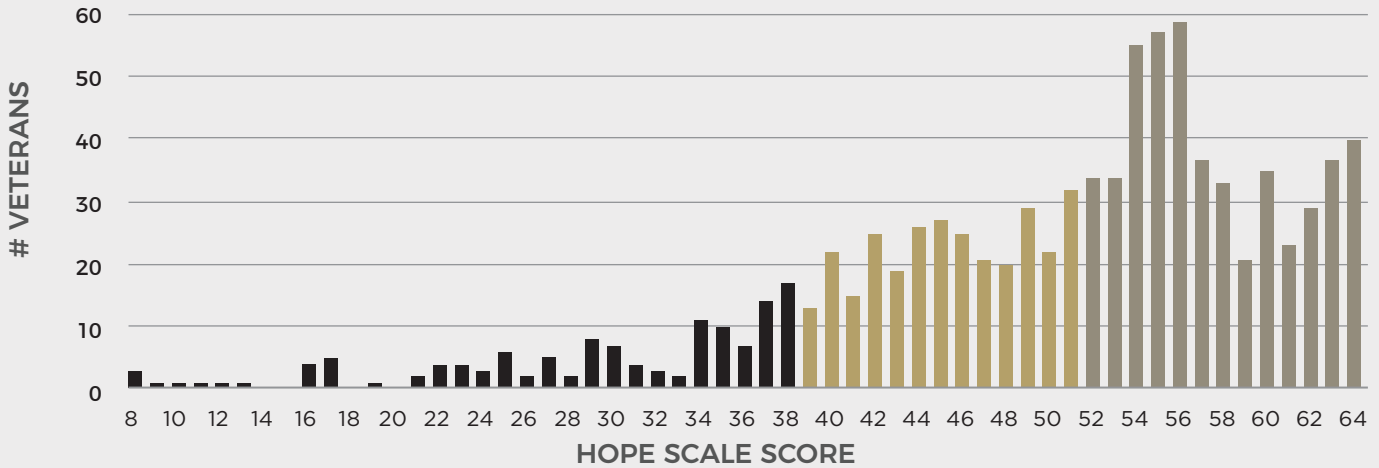
PARTICIPATION IN COMMUNITY EVENTS

48.7% of those thriving participate in community events regularly whereas **32.2%** of those struggling participate and only **1.9%** of those stuck participate.

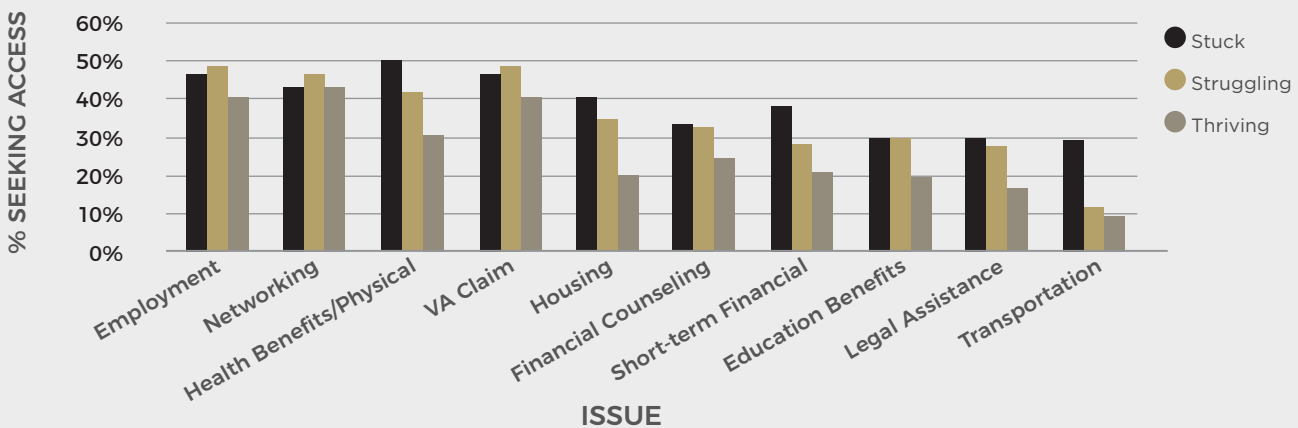
AVERAGE NUMBER OF RESOURCES VETERANS ARE SEEKING

4 Resources- **Thriving**
 6 Resource- **Struggling**
 6 Resources- **Stuck**

VETERAN HOPE SCALE SCORE⁺⁺



RELATION OF STUCK, STRUGGLING, AND THRIVING TO ISSUE



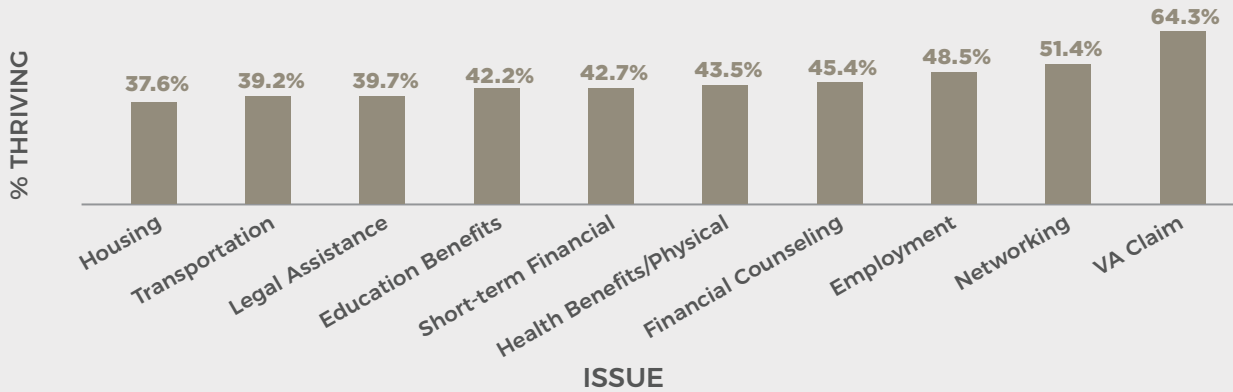
Veterans who are thriving, stuck, and struggling are similarly seeking networking opportunities. Veterans who are stuck and struggling are seeking employment, financial counseling, education benefits, and legal assistance similarly.

Footnote:

⁺⁺ Snyder, C.R., Harris, C., Anderson, J.R., Holleran, S. A., Irving, L.M., Sigmon, S. T., et al. (1991). The will and the ways: Development and validation of an individual- differences measure of hope. *Journal of Personality and Social Psychology*, 60, 570-585. Thriving is defined as those who received a score of more than 51. Struggling is defined as those who received a score between 39 and 51. Stuck is defined as those who received a score of less than 39.

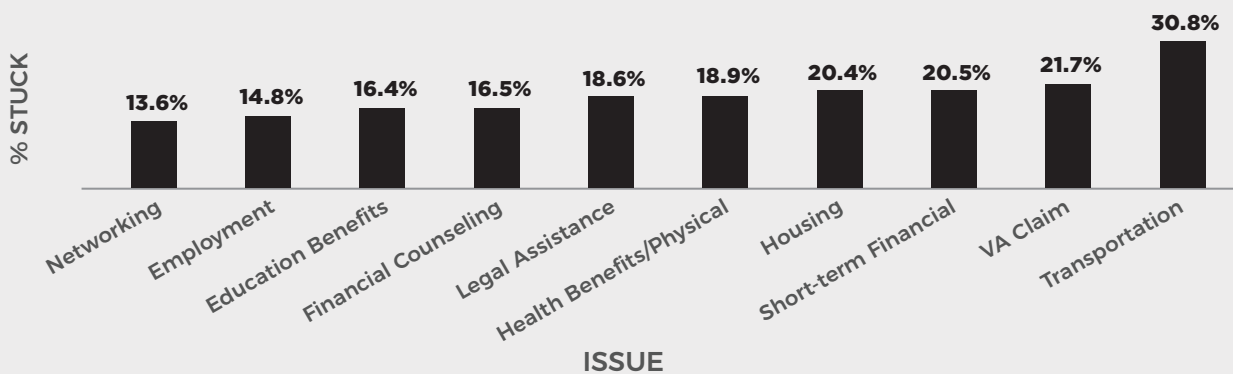
ADULT HOPE SCALE

% THRIVING VS. SEEKING SUPPORT WITH ISSUE



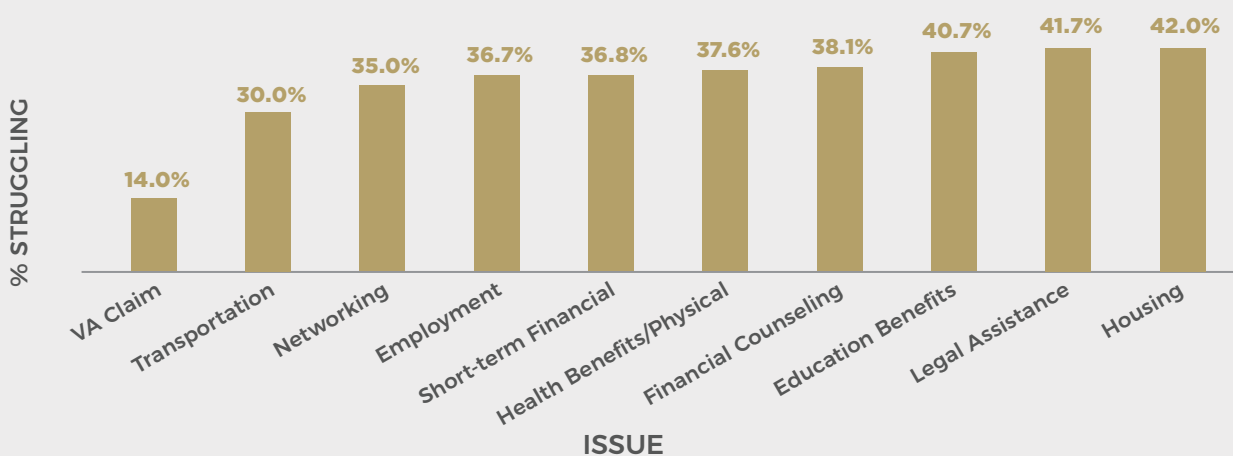
On the Adult Hope Scale++, more veterans who are seeking assistance filing a VA claim, networking, and employment are thriving than those seeking housing and transportation.

% STUCK VS. SEEKING SUPPORT WITH ISSUE



On the Adult Hope Scale++, more veterans who are seeking transportation, assistance with filing a VA Claim, and housing are stuck than those seeking education benefits, employment, and networking.

% STRUGGLING VS. SEEKING SUPPORT WITH ISSUE



On the Adult Hope Scale++, more veterans who are seeking housing and education are struggling than those seeking networking and employment.

Footnote:

++ Snyder, C.R., Harris, C., Anderson, J.R., Holleran, S. A., Irving, L.M., Sigmon, S. T., et al. (1991). The will and the ways: Development and validation of an individual-differences measure of hope. *Journal of Personality and Social Psychology*, 60, 570-585. Thriving is defined as those who received a score of more than 51. Struggling is defined as those who received a score between 39 and 51. Stuck is defined as those who received a score of less than 39.



www.AmericasWarriorPartnership.org